



IRIS





HELMUT

MEDIZINTECHN

ZEPF IK GMBH

01 Company Profile

02 Diagnostic

03 Periodontology

04 Conservation

05 Extraction

06 Oral Surgery

07 Implantology

08 Microsurgery

09 Crown Instruments

10 Maintenance

11 Index








Professor Ferdinand Sauerbruch became famous for a special surgical technique that he had developed. As a surgeon, he had rather clear-cut ideas regarding the characteristics and quality of the surgical instruments he used. It was not easy to meet his high standards. The well-known surgeon turned to Zepf, an instrument manufacturer in Seitingen that back then was still a rather young company, to produce the surgical instruments he wanted, as well as special prototype arm and leg prostheses.

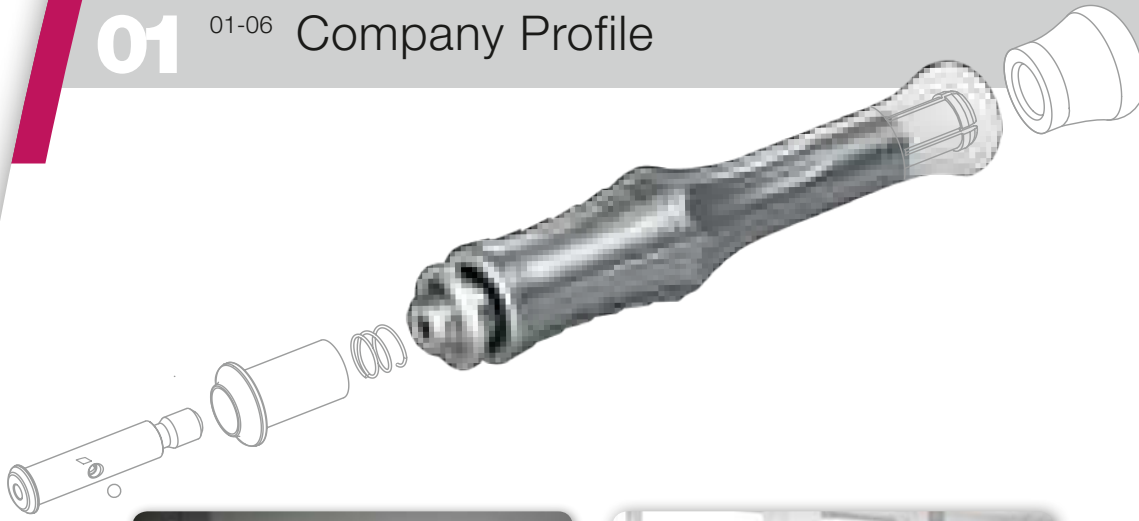
Isidor Zepf, who had founded the company in 1921, and his wife Rosa, who was surely one of the first female surgical instrument makers, were able to produce the Berlin professor's products the way he wanted. Their - back in those days - somewhat unusual collaboration built the foundation for Zepf's successful development effort and demonstrated what is even today Zepf's hallmark: rapidly implementing innovations in the field of medical instruments, working in collaboration with well-known physicians and developing these innovations into exemplary solutions. What had been a manufacturing plant with modest beginnings began to grow due to the growing demand for medical instruments.

Helmut Zepf senior and Helmut Zepf junior developed the company in the following decades to a leading manufacturer of dental instruments in Germany.



AESTHETIC IS THE RESULT





Craftmanship since 1921

Today we are still a family company, managed in the fourth generation by Patrick Zepf. Our decisions are still based on the strict maintaining of basic standards and Zepf's quality criteria and high innovation. A family needs a home. The home of the Zepf family of course is Seitingen-Oberflacht where we reside since 1921.

Here we can count on the extensive technical know-how of our employees, many of them proving their loyalty to us for decades, since it is well known that this particular region of Baden-Württemberg is a hotbed of inventiveness and creativity. Last, but not least, Tuttlingen and the surrounding area has managed to remain the center of the world's medical-equipment industry, thanks to its abundance of well-trained skilled workers. It is companies like Helmut Zepf, to mention just one example, that have been standing for that reputation in the field for more than three-quarters of a century.

Consistent with our corporate philosophy, we see ourselves as driver of innovation. In the footsteps of others we cannot improve. We consciously take into account that a development is allowed to fail.

Loyal customers who appreciate our innovations are our reward.

Thank you for your confidence!



The "New Generation Handles"

Z-SHAPE RELAX

The **Z-SHAPE** Relax handles were designed according to ergonomic knowledge for the optimal working process during the curettage.

The handles are coated with the new **ZEPF nanopal®** coating.

The black-coated **ZEPF nanopal®** curettes have a durable, very hard surface which is very aggressive and sharp-edged, due to their crystalline nanostructure.

With the unique coating, the surface hardness is increased to an unprecedented **4500 Vickers**.

The black, scratch-resistant surface is easy to clean and prevents unpleasant light reflections.

As usual, the instrument tips are interchangeable due to the M4 x 0.5 mm thread. **QUICKFIX®**



Handle colors
HELMUT ZEPF
Z-SHAPE Relax
handles:

-  **26.010.010X** yellow
-  **26.010.020X** brown
-  **26.010.030X** violet
-  **26.010.040X** signal purple
-  **26.010.050X** champagne
-  **26.010.060X** turquoise
-  **26.010.070X** cobalt-blue
-  **26.010.080X** yellow-green
-  **26.010.090X** mint
-  **26.010.100X** black





These handles are light, manufactured from top-quality plastic with a satin surface finish, available in ten colors. Suited for all threaded tips, such as dental probes, PA-probes, brush holders, mirrors, etc. Desinfectable and sterilizable by using any standard procedure.

See page 03-02 and 03-03 for all **BIONIK** Handles available!



Handle colors of **HELMUT ZEPF BIONIK** Universal Handles:



See page **03-02** and **03-03** for the article numbers of all **BIONIK** Handles available.



26.193.10 **BIONIK** Handle, **QUICKFIX**, double-ended




26.193.20 **BIONIK** Handle, **QUICKFIX**, single-ended with end cap



26.194.20 **BIONIK** Handle, double-ended with 2 reduction inserts (M4 x 0.5 to M2.5)




26.194.10 **BIONIK** Handle, single-ended with end cap and reduction insert (M4 x 0.5 to M2.5)



Mirror Handle, solid, stainless steel

24.080.01



Mirror Handle, ergonomically designed, hollow, stainless steel

24.089.02



Mirror Handle, hollow, stainless steel

24.086.01



Handle, single-ended, ZEPF-Design for probes and mirrors, Ø 2.5 mm

26.180.06



Mirror Handle, double-ended, titanium

26.181.04



Mirror Handle, single-ended, titanium

24.087.00



All-Purpose Handles, plastic
3 other colors available:

26.191.01

■ 26.191.02

■ 26.191.03

■ 26.191.04



Mouth Mirrors

Due to the standardized thread dimensions, all mirrors available from **HELMUT ZEPF** are compatible with any handle supplied by **HELMUT ZEPF** and can of course be desinfected and sterilized by all usual methods. For fitting handles, please refer to pages **02-03**, **02-05** and for the fitting **ZEPF BIONIK** Handle, please refer to page **03-03**.



Lipcare Mouth Mirror acc. to Dr. Preusse

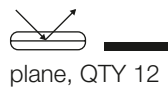
The Lipcare Mouth Mirror / Retractor Combination is distinguished by the following features:

- optimal ergonomic working for the user
- patient-friendly, atraumatic, extensive retraction of the cheek
- Titanium Mirror, Ø 24 mm, for best visibility
- possibility of preparation with all usual cleaning methods
- sterilizable up to 273° F / 134° C



24.062.24 QTY 5

24.062.24. QTY 1



24.061.22 Ø 22 mm

24.061.24 Ø 24 mm



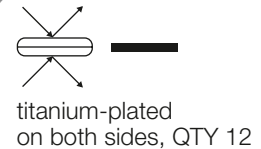
24.075.22 Ø 22 mm

24.075.24 Ø 24 mm



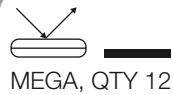
24.067.22 Ø 22 mm

24.067.24 Ø 24 mm



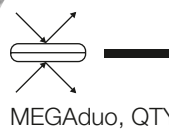
24.070.22 Ø 22 mm

24.070.24 Ø 24 mm



24.071.22 Ø 22 mm

24.071.24 Ø 24 mm



24.072.22 Ø 22 mm

Back Surface

These mirrors have their reflective coatings on their rear surfaces.

Front Surface

These mirrors have their reflective coating on their front surface, yielding undistorted imaging with no disturbing double images.

Handle colors of the **HELMUT ZEPF**
All-purpose Handles:

- 26.191.01** **26.191.03**
- 26.191.02** **26.191.04**

Light, manufactured from top-quality plastic with a satin surface finish, ergonomically designed, flexible, suitable for ultrasonic cleaning, sterilizable, and compatible with any standard insert with an M2.5 metric thread.



37.445.01 QTY 1

Retractor acc. to Hilger

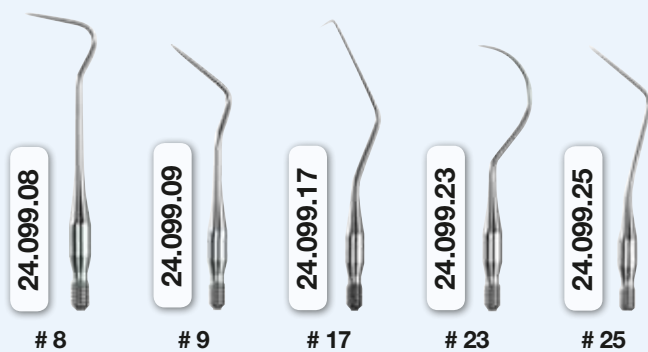
This retractor's ergonomically curved surface allows retracting cheeks and tongue under all kinds of working conditions and is also very comfortable for patients, thanks to its convex rear surface and rounded edges.

Interchangeable Probe Tips

Probe Tips, interchangeable. Compatible with any standard handle with an M2.5 metric thread.

The two **ZEPF** Safety Keys to exchange tool ends are illustrated on page **03-05**.

For fitting handles, please refer to pages **02-03**, **02-05** and for the **ZEPF BIONIK** Handle, please refer to page **03-03**.



ZEPF Retractor and Mouth Mirror
acc. to Dentist Beck

The **ZEPF BIONIK** Retractor and Mouth Mirror is available in two sizes, featuring a heart-shaped, ergonomic and highly polished design.
The instrument is available in size 24 and 27 mm.

It is universally applicable as:

- Mouth mirror, cheek or tongue retractor, mucoperiosteal flap retractor.
- Its innovative heart shape allows ergonomic adaption in all quadrants.
- Due to its reflective surface, the retractor allows an optimal illumination of the surgical site.
- The large contact surfaces make the retractor very patient-friendly.



37.448.10



37.448.20



24.062.30

ZEPF BIONIK Retractor and Mouth Mirror, size 1, 24 mm,
ZEPF BIONIK Universal Handle, PEEK, single-ended, signal orange

24.062.31

ZEPF BIONIK Retractor and Mouth Mirror, size 2, 27 mm,
ZEPF BIONIK Universal Handle, PEEK, single-ended, signal purple





ZEPF Photography and Cheek Retractor, in the Onyx Version or stainless steel

HELMUT ZEPF Cheek Retractors are frequently used in intraoral photography, in extensive cheek retraction, in dental diagnostics and in surgery.

Conventional retractors are also available in plastic material. However, depending on the used plastic, these are not always entirely harmless when being prepared in the hygiene chain. Our retractors are made of stainless medical steel and fulfill all the requirements of the RKI guidelines.

The ergonomic design of the retractors guarantees an optimal handling and is well accepted by patients.



37.457.00TI

1/1, Scale 1:1

37.457.00

1/1, scale 1:2

37.457.01TI

37.457.01

1/2 left, scale 1:2

37.457.02TI

37.457.02

1/2 right, scale 1:2



ZEPF Dental Tweezers

All **HELMUT ZEPF** Dental Tweezers have guide pins that prevent their tips from crossing.

The broader version with its shorter tips allow an application with more pressure compared to common tweezers.



22.014.03



London College Tweezers, diamond-tipped, 15 cm



22.011.03

London-College Tweezers, serrated long tips, 15 cm



22.051.03

Meriam Tweezers, serrated tips, 16 cm

ZEPF Ergonomic Dental Tweezers

Our extra comfortable **HELMUT ZEPF** Ergonomic Dental Tweezers are pleasant to hold and have been specially designed for use in extended, otherwise tiring, applications.

The broader version with its shorter tips allow an application with more pressure compared to common tweezers.



22.025.03

grooved tips, 15 cm



22.025.03D



diamond-tipped, 15 cm



22.024.04

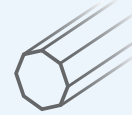
London College Cotton & Dressing Pliers, modif., 15 cm, approx. 20°

ZEPF Medical Probes

Those **HELMUT ZEPF** Probes shown in figures **8, 9, 17** and **23** are available in octagonal and cylindrical versions, both of which are pleasantly lightweight. Our ergonomically designed octagonal handles are comfortable to hold, and provide precision fingertip control.

Their thin, unbreakable, yet flexible tips manufactured from special alloy steel have an extremely long service life.

Octagonal Handle



Cylindrical Handle



24.112.05 # 5, cylindrical handle



24.124.06 Probe, Cow Horn, cylindrical handle

 **bionik**
PIOUK
ZEPP Periodontal Probes

The perio-diagnostics should be done regularly to have a permanent record to make sure that gingival and especially periodontal inflammations are diagnosed at an early stage.

The benefit for the patient is that either the periodontal health can be confirmed or infection is detected early. Like that suitable dental treatments can be initiated to cure the infection or to stop the progression. With the new Contrast PA Probe Inserts an even easier visualisation is guaranteed during the examination.

The graduation (3 mm) of the probe is visible at the deepest point of the sulcus of all measuring points. Calculus or defective restoration margins cannot be detected, the gingiva is healthy, no bleeding after (careful) probing = no treatment necessary, further preventive care.

Deeper measurements (> 3 mm) indicate a gingivitis. According to the depth further evaluation and documentation must take place according to the rules of the PSI.

See page **03-08** for article numbers of the different **ZEPP** Contrast Probes.



reddot design award
winner 2010



BIONIK
PIOUIK

ZEPF



reddot design award
winner 2010

BIONIK Universal Handle made of PEEK high-tech plastic material – guarantees an ideal power transmission with formerly unknown sensitivity. The handle is available in 10 different, fresh basic colors.

-  yellow
-  signal orange
-  red-purple
-  signal purple
-  lightred-magenta
-  turquoise-brightblue
-  cobalt-blue
-  yellow green
-  grey
-  black



QUICKFIX











All **QUICKFIX Handles** have a metric thread M4 x 0.5 and are therefore compatible with the most common exchangeable inserts.













BIONIK ID Plug for an individual color coding of the handle series.
Material: PEEK high-tech plastic.

Optional, the handle is available with a different colored ID Plug.
When placing an order of **BIONIK** Handles please indicate the desired **ID-Plug** separately according to the listing below.

BIONIK Universal Handle
QUICKFIX, double-ended

-  26.193.01
-  26.193.02
-  26.193.03
-  26.193.04
-  26.193.05
-  26.193.06
-  26.193.07
-  26.193.08
-  26.193.09
-  26.193.10

-  26.195.01
-  26.195.02
-  26.195.03
-  26.195.04
-  26.195.05
-  26.195.06
-  26.195.07
-  26.195.08
-  26.195.09
-  26.195.10













BIONIK

Universal Handle

single-ended











QUICKFIX for all common curette and scaler tips including 1 end cap

-  26.193.11
-  26.193.12
-  26.193.13
-  26.193.14
-  26.193.15
-  26.193.16
-  26.193.17
-  26.193.18
-  26.193.19
-  26.193.20

BIONIK

Universal Handle

single-ended for exchangeable inserts M2.5, for all common probes and mouth mirrors including 1 end cap and 1 reduction insert

-  26.194.01
-  26.194.02
-  26.194.03
-  26.194.04
-  26.194.05
-  26.194.06
-  26.194.07
-  26.194.08
-  26.194.09
-  26.194.10



BIONIK











Reduction Insert

to reduce thread from M4 x 0.5 to M2.5, which enables the use of a double-ended handle for probes and mouth mirrors.

BIONIK

Universal Handle

double-ended for exchangeable tips, M2.5, incl. 2 reduction inserts

-  26.194.11
-  26.194.12
-  26.194.13
-  26.194.14
-  26.194.15
-  26.194.16
-  26.194.17
-  26.194.18
-  26.194.19
-  26.194.20

BIONIK End Cap (Length 25 mm) for using the handles as single-ended handle variants.



Comparison of the handles with exchangeable working tips M4 x 0.5 mm



26.180.13 ZEPF-Line, stainless steel, 100 mm

26.181.03 ZEPF-Line, titanium, 100 mm

26.181.01 Capstan, titanium, 100 mm

26.193.10 ZEPF BIONIK Universal Handle, PEEK, 105 mm

26.010.100X SHAPE Relax handle, 105 mm (all colors on page 02-01)

ZEPF Safety Keys with and without side wings

The Safety Key holds the tips firmly in place. The side wings (only **24.755.02**) protect from potential injuries due to the extremely sharp cutting edges of the tips.



24.755.03 Safety Key to exchange tool ends

24.755.02 Safety Key with wings to exchange tool ends

Exchanging of Inserts



Start by screwing the tip (sharp end) carefully by hand into the handle. Make sure that only the handle is turned. Not the tip.



Pull in the tip with the **ZEPF** Safety Key. With the other end, proceed as before. To set the tips, it is better to use two Safety Keys.



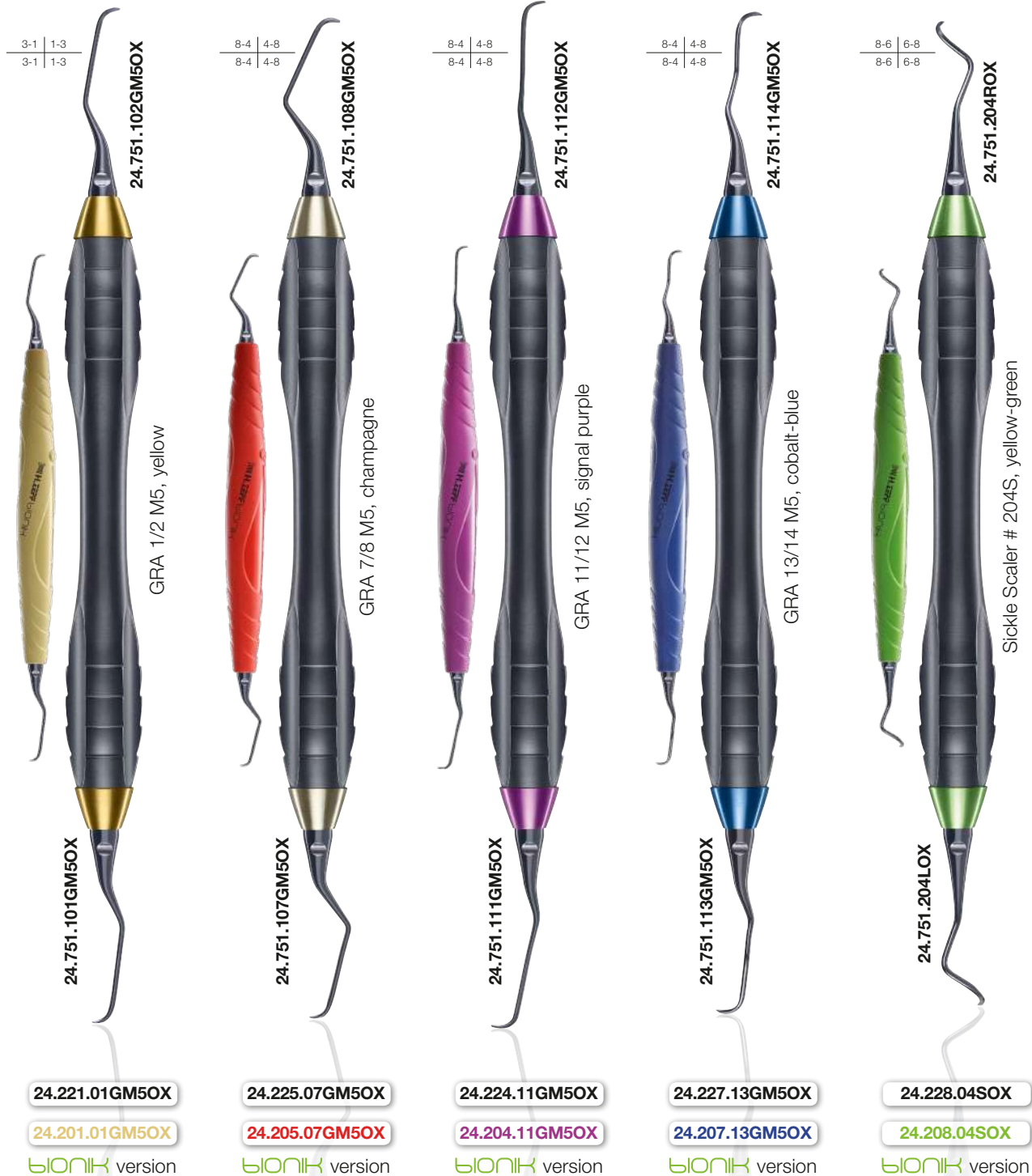
The Safety Key holds the tips firmly in place. The side wings protect from potential injuries due to the extremely sharp cutting edges of the tips.



Gracey M5 Prophylaxis Set

in **Z-SHAPE** or **BIONIK** handle
with **ZEPF nanopal**® coating

Small Instrument Set optimally compiled for Deep Scaling, consisting of M5 Gracey Curettes figures 1/2, 7/8, 11/12, 13/14 and a Sickle Scaler # 204S for application in all quadrants.



24.221.01GM5OX

24.201.01GM5OX

BIONIK version

24.225.07GM5OX

24.205.07GM5OX

BIONIK version

24.224.11GM5OX

24.204.11GM5OX

BIONIK version

24.227.13GM5OX

24.207.13GM5OX

BIONIK version

24.228.04SOX

24.208.04SOX

BIONIK version

Alternative Instruments:
in **Z-SHAPE** or **BIONIK** handle
with **ZEPF nanopal®** coating

For the Gracey M5 Prophylaxis Set.
Sickle Scaler # 204 SD and
Sickle Curette (Molar Scaler) # M 23A



5-1 | 1-5
5-1 | 1-5



24.751.204LDOX

24.228.04SDOX

24.208.04SDOX

BIONIK version

8-1 | 1-8
8-1 | 1-8



24.751.123ALOX

24.228.23AOX

24.208.23AOX

BIONIK version

Sickle Scaler # 204SD, for removing dental plaque from narrow interdental spaces in the premolar and frontal area, yellow-green

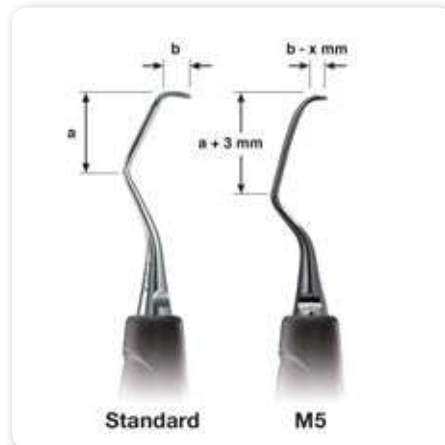
Sickle Curette (Molar-Scaler) # M 23A, for removing dental plaque from interdental spaces in the molar area. Also suitable for general use, yellow-green

24.989.550X

ZEPF Prophylaxis Set 'M5 Deep Scaling' in **Z-SHAPE** RELAX handle, complete with **nanopal®** coating

24.990.550X

ZEPF Prophylaxis Set 'M5 Deep Scaling' in **ZEPF BIONIK** handle, inserts with **nanopal®** coating



HELMUT ZEPF M5 Curettes have a 1st shaft which is about 3 mm longer. The sharpened instrument tip is shortened as to allow a special subgingival curettage for tight and deep pockets as well as narrow root surfaces.



Contrast PA Probe Inserts

The new **ZEPF** Contrast PA Probes are made of plastic material and have a flexible working tip which adapts optimally to the anatomy of the pocket depth when measuring.

Colorstable, black markings on the white basic material guarantee a very good contrast for reading.

The sterilizable, exchangeable tips are available in different common graduations.

They are suited to determine the parodontal status and especially to be used on implants. Scratching of implant surfaces is avoided with these probes.

The tips are reusable until they bend, the color fades or the graduation is not readable any more.



24.451.00 # 1

graduation 3/6 /8/11 mm
M4 x 0.5 mm, PU 12 pieces



24.451.01 # CPG 12

graduation 3/6 /9/12 mm
M4 x 0.5 mm, PU 12 pieces



24.451.02 # CPNG 22

graduation 2/4 /6/8/10/12 mm
M4 x 0.5 mm, PU 12 pieces



24.451.03 # PCPG 11.5

graduation 3.5/5.5 /8.5/11.5 mm
M4 x 0.5 mm, PU 12 pieces



24.451.06 # CNC

graduation 1 - 15 in mm steps,
North Carolina
M4 x 0.5 mm, PU 12 pieces



Assembly without a tool



Flexible working tip



Packing Example



24.451.02 # CPNG 22

Periodontal Probe exchangeable
graduation 2/4/6/8/10/12 mm
M4 x 0.5 mm, PU 12 pieces

26.193.15 **BIONIK** Universal Handle single-ended

QUICKFIX, lightred-magenta, incl. 1 end cap
The handle is available in 10 different colors.
See page **03-02** and **03-03** for the article numbers of all **BIONIK** Handles available.



24.455.06 CNC North Carolina

Periodontal Probe exchangeable
graduation 1-15 in mm steps
M4 x 0.5 mm

26.193.20 **BIONIK** Universal Handle single-ended

QUICKFIX, black, incl. 1 end cap
The handle is available in 10 different colors.
See page **03-02** and **03-03** for the article numbers of all **BIONIK** Handles available.



24.453.15 Furcation Probe by Nabers

with graduation, double-ended, rolled, 5.5 mm

Universal Handle Endo-Control

acc. to Dr. Carsten Franke

Due to its laser-marked measuring scale, the **HELMUT ZEPF** Endo-Control Mouth Mirror Handle allows a simple determination of the required working length. The measuring precision can be adjusted to 0.5 mm. The sandblasted surface reduces surface reflections.



Application **ZEPF** Endo-Control



24.454.03 CPG 11.5 (WHO)

Periodontal Probe exchangeable, M2.5
graduation 3.5/5.5/8.5/11.5 mm

26.180.07 Universal Handle

ZEPF Design, single-ended, M2.5 with endo calibration



Periodontal Probes

All **HELMUT ZEPF** Periodontal Probes are high-speed machined. Their tips are thus very fine and dimensionally accurate to within very high tolerances. All our PA-Probes have markings that are suitable for ultrasonic cleaning. Our WHO Periodontal Probes have spherical tips.

They are particularly ideal for:

- determining papillary
- bleeding indices, and their “stops” (the balls on their tips) prevent injuries when measuring the depths of pockets, i.e., they are more atraumatic than other types of PA Probes.



Periodontal Screening Index, PSI

For using the periodontal screening index, it is necessary to use the WHO probe. The steel ball at the distal end of the probe features a diameter of 0.5 mm.

The steel ball avoids not only injuries but allows to discover rough surfaces and edges of dental fillings. The first measurement area of the probe is a black 2 mm band, which shows the depth from 3.5 mm up to 5.5 mm.

For further information, please check the relevant description of the periodontal screening index (PSI).



24.454.01 CPG 12

graduation 3/6/9/12 mm

The **ZEPF BIONIK** Handle is available in 10 different colors.

See page **03-02** and **03-03** for the article numbers of all

BIONIK Handles available.



24.454.02 CPNG 22

graduation 2/4/6/8/10/12 mm



24.454.03 CPG 11.5

graduation 3.5/5.5/8.5/11.5 mm



24.454.05 Williams

graduation 1/2/3/5/7/8/9/10 mm



24.454.06 CNC

graduation 1 - 15 in mm steps, North Carolina



24.454.06TI CNC

graduation 1 - 15 in mm steps, North Carolina, titanium



Color coding
ZEPF BIONIK

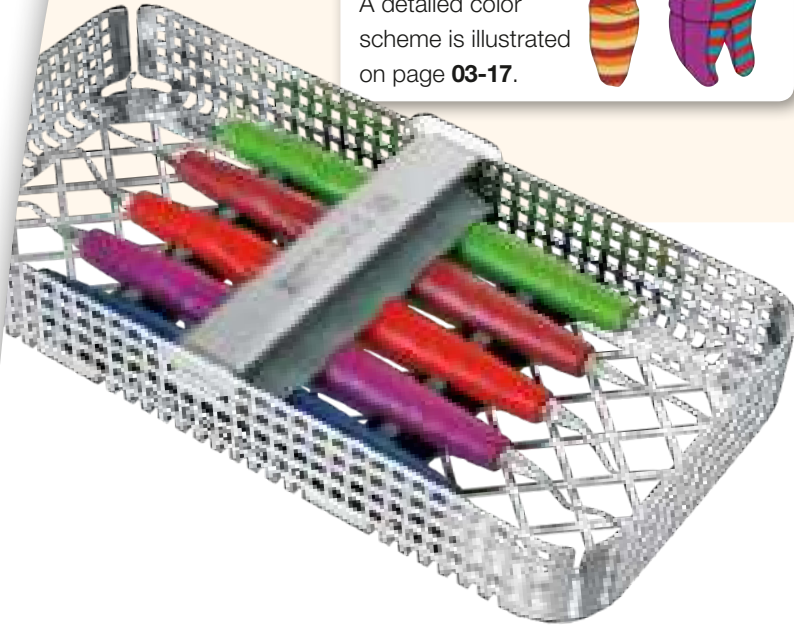
A detailed color scheme is illustrated on page 03-17.



ZEPF BIONIK Prophylaxis-Set 'Gracey'

The four most common Gracey Curettes and one Universal Scaler are all you need for the prophylaxis in all quadrants.

All inserts are exchangeable. **QUICKFIX**



24.990.50

ZEPF BIONIK

Prophylaxis Set 'Gracey', consisting of Gracey 5/6, 7/8, 11/12, 13/14, Scaler 204S and 1/3 Washtray

The set 'Gracey' consists of the following instruments:



24.203.05G



24.751.105G

GRA 5/6 Special Curette for front teeth/premolars, more sharply angled, red-purple

24.751.106G



24.205.07G



24.751.107G

GRA 7/8 Special Curette for premolars/molars, more sharply angled, lightred-magenta

24.751.108G



24.204.11G



24.751.111G

GRA 11/12 Special Curette for use on all mesial surfaces of premolars/molars. Skewed to allow optimal placement, signal purple

24.751.112G



24.207.13G



24.751.113G

GRA 13/14 Special Curette for use on all distal surfaces of premolars/molars. Skewed to allow optimal placement, cobalt blue

24.751.114G



24.208.04S



24.751.204L

Sickle Scaler, # 204 S, for removing dental plaque from interdental spaces in the molar area, yellow-green

24.751.204R

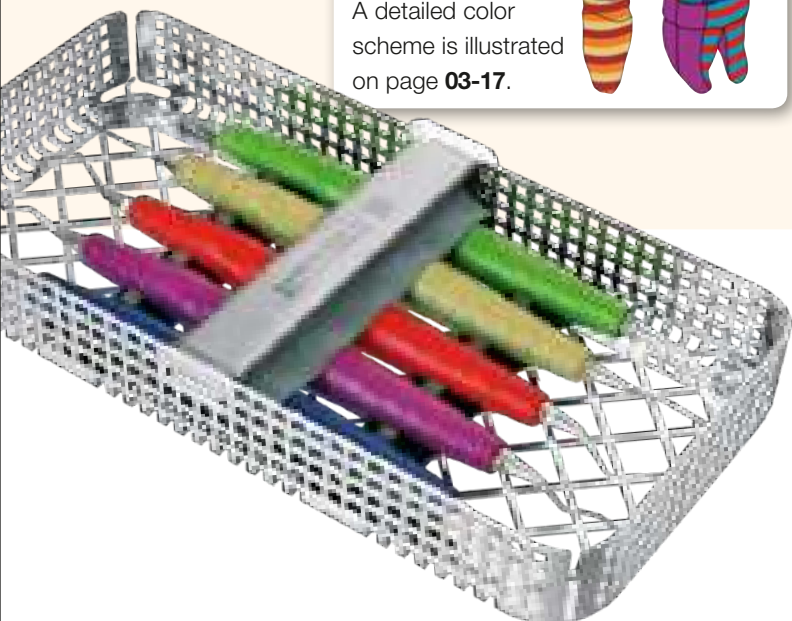
Color coding
ZEPF BIONIK

A detailed color scheme is illustrated on page 03-17.



ZEPF BIONIK Prophylaxis Set 'M5 Deep Scaling'

HELMUT ZEPF M5 Curettes have a 1st shaft which is about 3 mm longer. The sharpened instrument tip is shortened as to allow a special subgingival curettage for tight and deep pockets as well as narrow root surfaces. All inserts are exchangeable. **QUICKFIX**



24.990.55

ZEPF BIONIK Prophylaxis Set 'M5 Deep Scaling', consisting of Gracey 1/2 M5, 7/8 M5, 11/12 M5, 13/14 M5, Scaler 204S and 1/3 Washtray


The set 'M5 Deep Scaling' consists of following instruments:



24.751.101GM5

GRA 1/2 M5 Special Curette for front teeth, slightly angled, yellow

$\frac{3-1}{3-1} \mid \frac{1-3}{1-3}$



24.751.102GM5



24.751.107GM5

GRA 7/8 M5 Special Curette for premolars/molars, more sharply angled, lightred-magenta

$\frac{8-4}{8-4} \mid \frac{4-8}{4-8}$



24.751.108GM5



24.751.111GM5

GRA 11/12 M5 M5 Special Curette for use on all mesial surfaces of premolars/molars. Skewed to allow optimal placement, signal purple

$\frac{8-4}{8-4} \mid \frac{4-8}{4-8}$



24.751.112GM5



24.751.113GM5

GRA 13/14 M5 Special Curette for use on all distal surfaces of premolars/molars. Skewed to allow optimal placement, cobalt blue

$\frac{8-4}{8-4} \mid \frac{4-8}{4-8}$



24.751.114GM5



24.751.204L

Sickle Scaler, # 204 S, for removing dental plaque from interdental spaces in the molar area, yellow-green

$\frac{8-6}{8-6} \mid \frac{6-8}{6-8}$




24.751.204R





reddot design award
winner 2010



ZEPF BIONIK Prophylaxis Set 'Universal'

Unlike Gracey Curettes, **HELMUT ZEPF** Universal Curettes have two working surfaces or cutting edges. The Universal Set allows a quick and efficient prophylaxis treatment.

24.990.60

ZEPF BIONIK

Prophylaxis Set 'Universal', consisting of Langer 1/2, 3/4, 5/6, M23, Universal Curette 204S and 1/3 Washtray. **QUICKFIX**

The 'Universal' Set consists of the following instruments:



24.751.101L



24.210.01L

Langer, # L 1/2,

Universal Curette for use on lower molars and premolars, black



24.751.102L



24.751.103L



24.208.03L

Langer, # L 3/4,

Universal Curette for use on upper molars and premolars, yellow-green



24.751.104L



24.751.105L



24.201.05L

Langer, # L 5/6,

Universal Curette for use on upper and lower front teeth, yellow



24.751.106L



24.751.123L



24.207.23

M 23 Universal Curette for use on upper and lower side teeth and supragingival dental plaque. Slim version, cobalt blue



24.751.123R



24.751.204L




24.208.04S

Sickle Scaler, # 204 S, for removing dental plaque from interdental spaces in the molar area, yellow-green



24.751.204R




24.990.35

ZEPF BIONIK Prophylaxis Set 'Bionik'

ZEPF BIONIK

Prophylaxis Set 'Bionik', consisting of Gracey 5/6, 7/8, 11/12, 13/14, Hygienist 6/7, Scaler 204S, PA Probe CPG 12 with BIONIK Universal Handle and 1/2 Washtray. **QUICKFIX**

The 'Bionik' Set consists of the following instruments:



24.454.01 CPG 12

graduation 3/6 / 9/12 mm

26.194.06

BIONIK Universal Handle, PEEK, for exchangeable inserts, single-ended, turquoise-brightblue



24.751.105G

$$\begin{array}{c|c} 5-1 & 1-5 \\ \hline 5-1 & 1-5 \end{array}$$

24.203.05G

GRA 5/6 Special Curette for front teeth/premolars, more sharply angled, red-purple



24.751.106G



24.751.107G

$$\begin{array}{c|c} 8-4 & 4-8 \\ \hline 8-4 & 4-8 \end{array}$$

24.205.07G

GRA 7/8 Special Curette for premolars/molars, more sharply angled, lightred-magenta



24.751.108G



24.751.111G

$$\begin{array}{c|c} 8-4 & 4-8 \\ \hline 8-4 & 4-8 \end{array}$$

24.204.11G

GRA 11/12 Special Curette for use on all mesial surfaces of premolars/molars. Skewed to allow optimal placement, signal purple



24.751.112G



24.751.113G

$$\begin{array}{c|c} 8-4 & 4-8 \\ \hline 8-4 & 4-8 \end{array}$$

24.207.13G

GRA 13/14 Special Curette for use on all distal surfaces of premolars/molars. Skewed to allow optimal placement, cobalt blue



24.751.114G



24.751.107H

$$\begin{array}{c|c} 5-1 & 1-5 \\ \hline 5-1 & 1-5 \end{array}$$

24.208.06H

Hygienist, # H 6/7, Sickle Scaler, with opposed tips, for front teeth and premolars, yellow-green



24.751.106H



24.751.204L

$$\begin{array}{c|c} 8-6 & 6-8 \\ \hline 8-6 & 6-8 \end{array}$$

24.208.04S

Sickle Scaler, # 204 S, for removing dental plaque from interdental spaces in the molar area, yellow-green



24.751.204R





reddot design award
winner 2010

ZEPF **BIONIK** Gracey Special Curettes

HELMUT ZEPF Gracey Curettes are special Curettes that have just a single working surface or cutting edge, and are thus suitable for removing concretions or dental plaque only.

The **ZEPF BIONIK** Handles are available in 10 different colors.

See page **03-02** and **03-03** for article numbers of the different color and handle versions.

QUICKFIX



<table border="0"> <tr> <td style="text-align: center;">3-1 1-3</td> <td style="text-align: center;">5-1 1-5</td> <td style="text-align: center;">5-1 1-5</td> <td style="text-align: center;">8-4 4-8</td> <td style="text-align: center;">8-4 4-8</td> </tr> <tr> <td style="text-align: center;">3-1 1-3</td> <td style="text-align: center;">5-1 1-5</td> <td style="text-align: center;">5-1 1-5</td> <td style="text-align: center;">8-4 4-8</td> <td style="text-align: center;">8-4 4-8</td> </tr> </table>	3-1 1-3	5-1 1-5	5-1 1-5	8-4 4-8	8-4 4-8	3-1 1-3	5-1 1-5	5-1 1-5	8-4 4-8	8-4 4-8					
3-1 1-3	5-1 1-5	5-1 1-5	8-4 4-8	8-4 4-8											
3-1 1-3	5-1 1-5	5-1 1-5	8-4 4-8	8-4 4-8											
24.751.101G	24.751.103G	24.751.105G	24.751.107G	24.751.109G											
															
GRA 1/2 Special Curette for front teeth, slightly angled, yellow	GRA 3/4 Special Curette for front teeth/premolars, slightly angled, signal orange	GRA 5/6 Special Curette for front teeth/premolars, more sharply angled, red-purple	GRA 7/8 Special Curette for front teeth/premolars, buccal/lingual, more sharply angled, red-purple	GRA 9/10 Special Curette for premolars/molars, very sharply angled, turquoise-brightblue											
24.751.102G	24.751.104G	24.751.106G	24.751.108G	24.751.110G											
															
24.201.01G	24.202.03G	24.203.05G	24.205.07G	24.206.09G											

Color Coding ZEPF **BIONIK** Gracey Special Currettes



Incisors / Canines

	GRA 1/2	$\frac{3-1}{3-1}$ $\frac{1-3}{1-3}$
	GRA 3/4	$\frac{5-1}{5-1}$ $\frac{1-5}{1-5}$
	GRA 5/6	$\frac{5-1}{5-1}$ $\frac{1-5}{1-5}$



Premolars / Molars

	GRA 7/8	$\frac{8-4}{8-4}$ $\frac{4-8}{4-8}$
	GRA 9/10	$\frac{8-4}{8-4}$ $\frac{4-8}{4-8}$
	GRA 11/12	$\frac{8-4}{8-4}$ $\frac{4-8}{4-8}$

	GRA 13/14	$\frac{8-4}{8-4}$ $\frac{4-8}{4-8}$
	GRA 15/16	$\frac{8-4}{8-4}$ $\frac{4-8}{4-8}$
	GRA 17/18	$\frac{8-4}{8-4}$ $\frac{4-8}{4-8}$

24.751.111G



GRA 11/12 Special Curette for use on all mesial surfaces of premolars/molars. Skewed to allow optimal placement, signal purple

24.204.11G

24.751.113G



GRA 13/14 Special Curette for use on all distal surfaces of premolars/molars. Skewed to allow optimal placement, cobalt blue

24.207.13G

24.751.115G



GRA 15/16 Special Curette for use on all mesial surfaces of premolars/molars. Skewed like 13/14, opposite working surface, signal purple

24.204.15G

24.751.117G



GRA 17/18 Special Curette for use on premolars/molars. Triple-skewed for optimal access to distal surfaces or deep pockets. Provides good access, even when mouth openings are restricted, cobalt blue

24.207.17G





reddot design award
winner 2010

ZEPF **BIONIK** Universal Curettes

Unlike Gracey Curettes, **HELMUT ZEPF** Universal Curettes have two working surfaces or cutting edges, and thus allow using the same instrument on mesial and distal surfaces. All inserts are exchangeable.

The **ZEPF BIONIK** Handles are available in 10 different colors.

See page **03-02** and **03-03** for the article numbers of all **BIONIK** Handles available.

QUICKFIX



3-1	1-3
3-1	1-3

24.751.102LC



24.207.02C

Columbia University, # CU 2R/2L,

Universal Curette for use on all front teeth, cobalt blue

8-1	1-8
8-1	1-8

24.751.113C



24.207.13C

Columbia University, # CU 13/14,

Universal Curette suitable for all types of use, cobalt blue

8-4	4-8
8-4	4-8

24.751.104LC



24.207.04C

Columbia University, # CU 4R/4L,

Universal Curette for use on all side teeth, cobalt blue

8-1	1-8
8-1	1-8

24.751.113MC



24.207.13MC

McCall, # MC 13S/14S, Scaler for use on interdental spaces
on front teeth and premolars, cobalt blue

8-1	1-8
8-1	1-8


24.751.117MC



24.207.17MC

McCall, # MC 17S/18S,
Universal Curette for use on molars, cobalt blue

24.207.17MC M 23 Scaler for use on upper and lower side teeth and supragingival dental plaque. Slim version, cobalt blue



24.751.123L

24.751.123R

8-4	4-8
8-4	4-8

24.751.101L

-	-
8-4	4-8



Langer, # L 1/2,
Universal Curette for use on lower molars and premolars, black

24.210.01L

24.751.103L

8-4	4-8
-	-



Langer, # L 3/4,
Universal Curette for use on upper molars and premolars, yellow-green

24.208.03L

24.751.105L

3-1	1-3
3-1	1-3



Langer, # L 5/6,
Universal Curette for use on upper and lower front teeth, yellow

24.201.05L

24.751.117L

8-1	1-8
8-1	1-8



Langer, # L 17/18,
Universal Curette, cobalt blue

24.207.17L





reddot design award
winner 2010

ZEPF BIONIK Universal Titanium Currettes 

Universal Currettes with exchangeable, very delicate titanium inserts from **HELMUT ZEPF**, to remove the accumulated plaque film on the implant necks.

The titanium inserts are exchangeable.

The **ZEPF BIONIK** Handles are available in 10 different colors.

See page **03-02** and **03-03** for article numbers of the different color and handle versions. **QUICKFIX**



24.751.101L-TI



Langer, # L 1/2, Universal Curette
for use on lower molars and premolars, black

24.210.01L-TI



24.751.103L-TI



Langer, # L 3/4, Universal Curette
for use on upper molars and premolars, yellow-green

24.208.03L-TI



24.751.105L-TI



Langer, # L 5/6, Universal Curette
for use on upper and lower front teeth, yellow

24.201.05L-TI



24.751.104L-C-TI



Columbia University, # CU 4R/4L,
Universal Curette for use on all side teeth, cobalt blue

24.207.04C-TI





ZEPF BIONIK M5 Titanium Currettes

HELMUT ZEPF M5 Currettes have a 1st shaft which is about 3 mm longer. To remove the accumulated plaque film on the implant necks.

The titanium inserts are exchangeable.

The **ZEPF BIONIK** Handles are available in 10 different colors.

See page **03-02** and **03-03** for article numbers of the different color and handle versions. **QUICKFIX**

3-1	1-3
3-1	1-3

8-4	4-8
8-4	4-8

8-4	4-8
8-4	4-8

8-4	4-8
8-4	4-8



24.201.01GM5-TI

GRA 1/2 M5 Special Curette, for front teeth, slightly angled, yellow



24.205.07GM5-TI

GRA 7/8 M5 Special Curette, for premolars/molars, more sharply angled, lightred-magenta



24.204.11GM5-TI

GRA 11/12 M5 Special Curette, for use on all mesial surfaces of premolars/molars. Skewed to allow optimal placement, signal purple



24.207.13GM5-TI

GRA 13/14 M5 Special Curette, for use on all distal surfaces of premolars/molars. Skewed to allow optimal placement, cobalt blue





reddot design award
winner 2010

ZEPF **BIONIK** Scaler

HELMUT ZEPF Sickle Scalers have ultrafine tips for supragingival use. Unlike Jacquette scalars, they have curved facial surfaces. With blunt tips, for general use. All inserts are exchangeable.

The **ZEPF BIONIK** Handles are available in 10 different colors.

See page **03-02** and **03-03** for article numbers of the different color and handle versions.

QUICKFIX

3-1	1-3
3-1	1-3

24.751.130



Scaler for use on front teeth,
yellow-green

24.208.30S

5-1	1-5
5-1	1-5

24.751.107H



Hygienist, # H 6/7, Sickle Scaler with opposed tips,
for front teeth and premolars, yellow-green

24.751.106H

24.208.06H

5-1	1-5
5-1	1-5

24.751.107HF



Hygienist, # H 6/7, Sickle Scaler with opposed tips, very fine version,
for front teeth and premolars, yellow-green

24.751.106HF

24.208.06HF

8-1	1-8
8-1	1-8

24.751.102CI



Mini-Kaplan, # CI 2/3, Sickle Scaler with large facial surfaces
matched to tooth contours for removing massive accumulations of dental plaque
or plastic, cement, or adhesive residues from all interdental spaces, yellow-green

24.751.103CI

24.208.02CI

8-1	1-8
8-1	1-8

24.751.135UL



Sickle Scaler, # U 135, with small facial surfaces matched
to tooth contours for use in all interdental spaces, yellow-green

24.751.135UR

24.208.35U



24.209.04GX Sickle Curette (Scaler), # GXC 4, with blunt tips for general use, grey



24.751.104XL

24.751.104XR

8-1	1-8
8-1	1-8

24.751.102TA



Taylor, # T 2/3, medium-sized Scaler with facial surfaces matched to tooth contours for use in all interdental spaces, yellow-green

8-1	1-8
8-1	1-8

24.751.204L



Sickle Scaler, # 204 S, for removing dental plaque from interdental spaces in the molar area, yellow-green

8-6	6-8
8-6	6-8

24.751.204LD



Sickle Scaler, # 204 SD, for removing dental plaque from narrow interdental spaces in the premolar and frontal area, yellow-green

5-1	1-5
5-1	1-5

24.751.123AL



Sickle Curette (Molar Scaler), # M 23A, for removing dental plaque from interdental spaces in the molar area. Also suitable for general use, yellow-green

8-1	1-8
8-1	1-8

24.751.103TA



24.208.02T

24.751.204R



24.208.04S

24.751.204RD



24.208.04SD

24.751.123AR




24.208.23A



Special Curettes



3-1 | 1-3
3-1 | 1-3




GRA 1/2

for use on front teeth, slightly angled

24.551.01

5-1 | 1-5
5-1 | 1-5



GRA 3/4

for use on front teeth/premolars, slightly angled

24.551.03

5-1 | 1-5
5-1 | 1-5



GRA 5/6

for use on front teeth/premolars, more sharply angled

24.551.05

8-4 | 4-8
8-4 | 4-8



GRA 7/8

for use on premolars/molars, buccal/lingual, more sharply angled

24.551.07




24.551.09

GRA 9/10 for use on premolars / molars, buccal / lingual, very sharply angled



8-4	4-8
8-4	4-8



GRA 11/12

for use on all mesial surfaces of premolars / molars. Skewed to allow optimal placement on dental surfaces

24.551.11

8-4	4-8
8-4	4-8




GRA 13/14

for use on all distal surfaces of premolars / molars. Skewed to allow optimal placement on dental surfaces

24.551.13

8-4	4-8
8-4	4-8




GRA 15/16

for use on premolars / molars. Like 13/14, skewed, but with working surfaces also skewed in order to allow handling mesial surfaces

24.551.15

8-4	4-8
8-4	4-8



GRA 17/18

for use on premolars / molars. Triple-skewed for optimal access to distal surfaces or deep pockets. Provides good access, even when mouth openings are restricted

24.551.17




Universal Curettes



-	-
8-4	4-8

8-4	4-8
-	-


3-1	1-3
3-1	1-3



L 1/2

Langer Curette, for use on lower molars and premolars


24.553.01



L 3/4

Langer Curette, for use on upper molars and premolars

24.553.03



L 5/6

Langer Curette, for use on upper and lower front teeth

24.553.05

Scaler



8-6	6-8
8-6	6-8



24.551.24S

204S

Sickle Scaler for removing dental plaque from interdental spaces in the molar area

5-1	1-5
5-1	1-5




24.561.67

H 6/7

Hygienist. Sickle Scaler with opposed tips, and thus for suitable use on both mesial and distal surfaces on front teeth and premolars

5-1	1-5
5-1	1-5



24.565.33

H 5/33

Scaler, double-ended, **Towner / Jacquette**





Hirschfeld Periodontic Files

For removing very hard dental plaque, concretations, and deposits on root surfaces and for smoothing.



3/7, buccal and lingual

24.488.01



5/11, mesial and distal

24.488.02

Gingivectomy Knives



Gingivectomy Knife, # K 15/16

Kirkland type. The concave sections of their contoured blades are particularly ideal for use in retromolar areas, while their tips are particularly ideal for use in interdental spaces in molar areas

24.437.01



Gingivectomy Knife, # GF7

Goldman-Fox, for long, diagonal, cutting paths. Their drop-shaped tips allow their use in retromolar areas as well

24.437.02



24.437.03

Gingivectomy Knife, # GF3

Goldman-Fox, lance-shaped, cutter for use in interdental spaces



24.437.04

Gingivectomy Knife, # GF11

Goldman-Fox, for use in the molar area. Sharply angled tips. Their very flat, long and slim lance-shaped handle allow fine cuts/incisions



24.437.07

Gingivectomy Knife, # 3/4

Merrifield type. Their flat, pointed, elliptical tips allow rapid and accurate rolling all the way from the ends of its tips down to the ends of their concave sections



Periodontal Chisels



Ch Fedi 1, working tips 1.5 mm

24.493.01



Ch Fedi 2, working tips 2.5 mm

24.493.02



Ch Fedi 3, working tips 3.5 mm

24.493.03



Ochsenbein, Chisels, # 1, 4 mm

24.490.01



Ochsenbein, Chisels, # 2, 4 mm

24.490.02



Back Action Chisels, working tips 3 / 4 mm

24.495.01



Back Action Chisels, working tips 4 / 5 mm

24.495.02



Back Action Chisels, working tips 3 / 5 mm

24.495.03



Ochsenbein, # 3, working tips 1.5 mm

24.491.01



Ochsenbein, # 4, working tips 4 mm

24.491.02



Rhodes Back Action Chisels, straight, # 36/37, working tips 4.3 mm

24.494.00

This periodontic Chisel is ideally suited to remove bone materials, as well as contouring bones



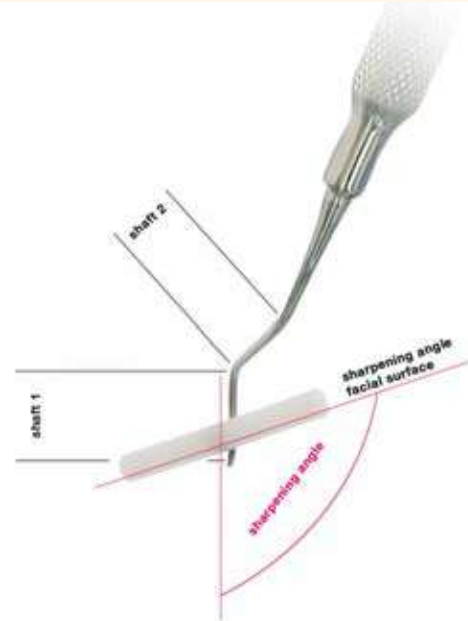
Original Arkansas Sharpening Stones



24.926.10

Magnetic Sticks

Once the first shaft is fixed in a right angle (use a vise with "Rounded Swing Head" for this purpose) the magnet stick is placed onto the facial surface. This will be carried out automatically. In so doing, you achieve the sharpening angle simply and accurately. As such you can now sharpen the curettes with precision. Best results can be obtained with Natural Stone (Original Arkansas) and wetting slightly with Sharpening Oil 24.950.00.



24.926.75

Test Probe, Acryl Glass

76 x 6 mm,
PU = 6 pieces

24.950.00

Sharpening Oil 100 ml,
for Original **ZEPF** and
Arkansas Stones

24.951.01

Vise

Vise on a ball socket, revolving in all directions, for installing on table with screw.






24.918.15

115 x 40 x 10-2 mm, conical

Original Arkansas Stone

The diameter of the Original Arkansas Stone is designed to fit the contour of the working ends of our luxation elevator 17.006.01 to 04 and those of our **ZEPF** Xtool-Elevator 17.007.01 to 07.

So do sharpen your luxation elevators regularly! The best results can be obtained in combination with our Sharpening Oil 24.950.00.



24.923.10

110 x 10 mm, round

ZEPF Sharpening Stones

Just sharp instruments! Oxide ceramic sharpening stone with extraordinary hardness. Highest resistance to wear and tear and to deformation, to achieve an excellent surface quality when grinding. The low wear properties provide attractive economic advantages in comparison to customary Arkansas sharpening stones.



24.914.30

100 x 30 x 7/2 mm, wedge shape, medium



24.914.35

125 x 25 x 10 mm, flat, medium



24.914.40

100 x 10 mm, round, medium



24.914.45

100 x 5 x 2 mm, conical, fine



'India' Sharpening Stone

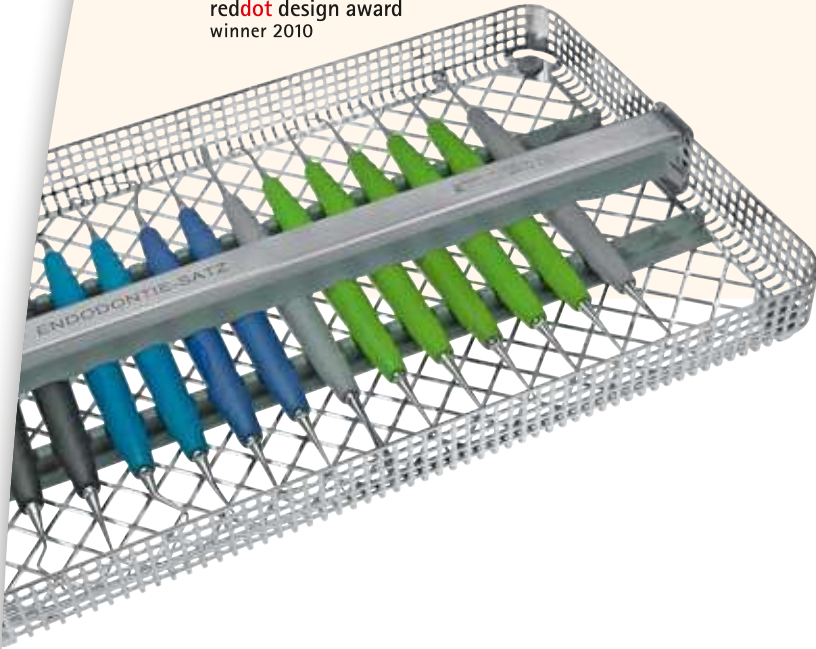


24.919.15

'India' multiform
125 x 40 x 10-2 mm, conical, fine



reddot design award
winner 2010



ZEPF **BIONIK** Endo Set

The **HELMUT ZEPF** Endo Set contains extremely fine working tips to ensure a safe access to the delicate root apex.

The **ZEPF BIONIK** Handle is available in 10 different colors. See page **03-02** and **03-03** for article numbers of the different color and handle versions. **QUICKFIX**

24.725.00

ZEPF **BIONIK**

Complete Kit for the retrograde microsurgical technique in the endodontic field, incl. washtray

The 'Endo' Set consists of the following instruments:



24.751.113C

Columbia, Universal Curette 13/14



24.751.114C

24.725.05



24.751.110

Scaler, double-ended, tip 45° / 90°



24.751.111

24.725.07



24.751.112L

Excavator surgical, double-ended, angled 1.4 mm, flat



24.751.112R

24.725.08



24.751.113L

Excavator surgical, double-ended, angled 1.2 mm, round



24.751.113R

24.725.09



24.751.105

Explorer, double-ended, # 16 and # 9



24.751.104

24.725.20



24.751.109

24.725.21

Micro Explorer, double-ended, tip 45° / 90°



24.751.108



24.751.148

24.725.58

Raspatory, double-ended



24.751.149



24.751.169

24.725.70

Retro-Instrument, plugger Ø 1.5 mm, spatula



24.751.168



24.751.167

24.725.71

Retro-Instrument, plugger Ø 1.5 mm, spatula



24.751.169



24.751.170

24.725.72

Retro-Instrument, plugger Ø 0.8 / Ø 0.5 mm, 130°, micro plugger



24.751.172



24.751.171

24.725.73

Retro-Instrument, plugger Ø 0.8 / Ø 0.5 mm, 130°, micro plugger



24.751.172



24.751.172

24.725.74

Retro-Instrument, plugger Ø 0.8 / Ø 0.5 mm, 65°, micro plugger



24.751.173



24.751.153

24.725.86


Combined Instrument, Raspatory-Scalpel-Dissection Tip



24.751.179



Anatomical Plate Forceps
for all Endo purposes



Anatomical Plate Forceps acc. to Dr. Dirk Brozio

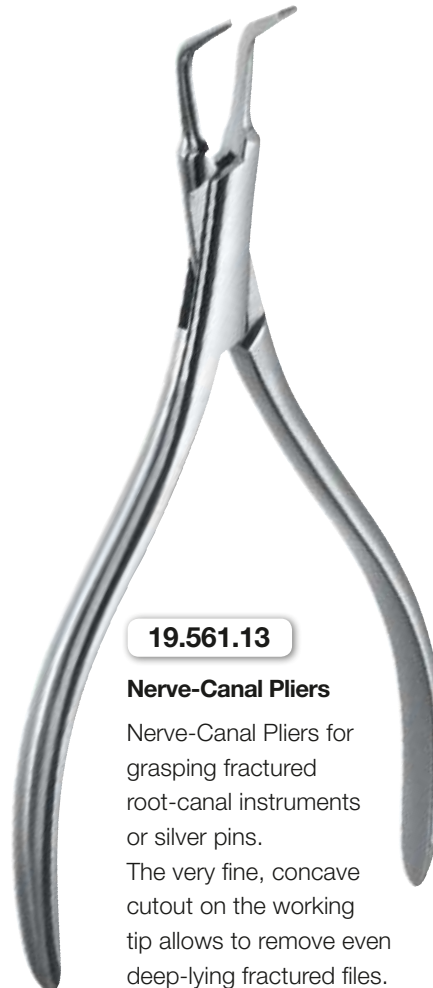
The full area contact generated by compressing the tweezers, ensures a safe support in each gripping angle. The Plate Forceps are featuring a much higher safety when gripping, holding and positioning fine and delicate objects. This problem has been solved by the patented design of the Plate Forceps as their working tips have circular surfaces with additional serrations inside. Easy and relaxed handling due to low holding forces to allow a safe and fast treatment.



22.107.21 Anatomical Plate Forceps 180 mm



22.031.08 London-College 150 mm



19.561.13

Nerve-Canal Pliers

Nerve-Canal Pliers for grasping fractured root-canal instruments or silver pins. The very fine, concave cutout on the working tip allows to remove even deep-lying fractured files.



19.649.60

Surgical Aspirator

with Luer Connector, curved, optimal for Endo-Tips, 175 mm long, Ø 4.2 mm

Micro Mirrors



24.074.13 Ø 3.0 mm



24.074.15 Ø 5.0 mm



24.074.16 7.0 x 2.0 mm




24.074.17 9.0 x 3.0 mm

Micro Mirror with rhodium front surface coating, for a distortion-free mirror image, without double reflection.

The Micro Mirrors are excellent aids in microsurgery and endodontics. Suitable for usage with enlarging glasses or OP-Microscopes.

All mirrors fit into commercially available mouth mirror handles with a diameter of M2.5 mm (see page 02-02).

Plugger for the vertical condensation technique in endodontics



19.509.10 Endo Plugger 3/5, yellow color marking = 3°, red color marking = 5°, length of the tips 28 mm, Ø 0.3 mm and Ø 0.4 mm




19.509.20 Endo Plugger 7/10, blue color marking = 7°, grey color marking = 10°, length of the tips 28 mm, Ø 0.5 mm and Ø 0.9 mm




Peet Splinter Forceps

The Peet Splinter Forceps is a clamp with perfect grip due to diamond coating. The universal S-curve, as known from La Grange Scissors, makes it particularly flexible in usage. The Peet Splinter Forceps 22.523.90D has a stronger curve (90°), which increases accessibility into the molar areas.



22.523.13 11.5 cm, diamond coated, La Grange curved



22.523.90D 11 cm, 90°, diamond coated, La Grange curved

Root Canal Instruments

All figures are very flexible.



19.516.00 Glick Root Canal Plugger for gutta percha application



19.521.00 Root Canal Explorer DG 16 double-ended, round handle



Root Canal Spreader

tip 23 mm



19.513.03 Root Canal Spreader Ø 0.3 mm



19.513.04 Root Canal Spreader Ø 0.4 mm



19.513.05 Root Canal Spreader Ø 0.5 mm

Root Canal Plugger

40°



19.512.13 Luks Root Canal Plugger Ø 0.3 mm



19.512.14 Luks Root Canal Plugger Ø 0.4 mm



19.512.16 Luks Root Canal Plugger Ø 0.6 mm



19.512.19 Luks Root Canal Plugger Ø 0.9 mm

Root Canal Plugger

65°, graduation 5 / 10 / 15 / 20 mm



19.512.03 Root Canal Plugger Ø 0.3 mm



19.512.04 Root Canal Plugger Ø 0.45 mm



19.512.06 Root Canal Plugger Ø 0.6 mm



19.512.09 Root Canal Plugger Ø 0.9 mm



03 ⁰³⁻⁴⁰ Periodontology

+49 (0) 74 64 / 98 88 0



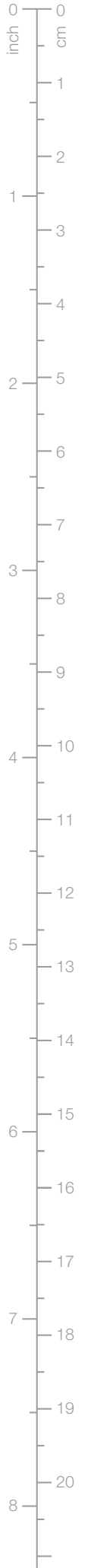
zepi-dental.com



MADE IN GERMANY

The instruments illustrated in this catalogue are subject to modifications regarding technical progress and improvements.

Scale



ZEPF **BIONIK** Composite Sets


All Composite Tips feature the special **ZEPF** Onyx coating.

The reflection-free **ZEPF** Onyx coating is extra smooth, harder and more scratch-resistant than conventionally coated composite instruments. The popular handles in the **ZEPF BIONIK** design are made of lightweight, high-quality plastic material.

The **ZEPF BIONIK** Handles are available in 10 different colors. See page **03-02** and **03-03** for article numbers of the different color and handle versions.



reddot design award
winner 2010




19.202.00



Compo**SMOOTH** Complete Set

by Prof. Dr. Gabriel Krastl
incl. Washtray 1/3
and Soft Application
Inserts in a box,
as described on
pages **04-02** to **04-05**



26.120.01Ti

Small Composite Set

incl. Washtray 1/3
as described on
pages **04-02** to **04-05**



26.120.00Ti

Big Composite Set

incl. Washtray 1/2
as described on
pages **04-02** to **04-05**



The **ZEPF bIONIK** Composite Sets

26.120.01Ti Small Composite Set

26.120.00Ti Big Composite Set

19.202.00 CompoSMOOTH Set

1, Spatel 1,5 mm, klein

The sets contain the accordingly marked Composite Instruments **X X X**



24.751.319Ti

26.120.10Ti

X X X



24.751.318Ti

2, Spatula 2.8 mm, large



26.120.122Ti

Spatula 1.8 mm / Beavertail Insert 2.6 mm



24.751.323Ti

1, Spatula 2.2 mm / Burnisher Ø 1.5 mm (pear-shaped) combination, small



24.751.325Ti

2, Spatula 2.4 mm / Burnisher Ø 1.9 mm (pear-shaped) combination, large



24.751.325Ti

1, Plugger Ø 1.5 mm / # 2, Plugger Ø 1.9 mm



24.751.327Ti

1, Condenser small Ø 1.6 mm / large Ø 2.5 mm



24.751.321Ti

26.120.11Ti

X X



26.120.121Ti

26.120.12Ti

X



24.751.322Ti

26.120.20Ti

X



24.751.324Ti

26.120.21Ti

X



24.751.323Ti

26.120.25Ti

X X



24.751.326Ti

26.120.30Ti

X



1, Spatula 1.5 mm, small

24.751.323Ti

26.120.321Ti

26.120.34Ti



24.751.329Ti

2, Plugger, cone-shaped, to form the fissures, small Ø 1.8 mm / large Ø 2.2 mm



26.120.322Ti

Fissure Former Ø 1.9 mm / Ø 2.3 mm



24.751.331Ti

1, Plugger combination, cone-shaped, small, Ø 1.7 mm / small Ø 1.7 mm, with special bend for the molar region



24.751.333Ti

1, small Spatula Combination, 1.7 mm.

Optimal access to the mesial and distal area due to special bend



24.751.402Ti

Plugger, ball Ø 0.9 mm / Plugger, ball Ø 1.3 mm



24.751.404Ti

Plugger, ball Ø 2.1 mm / Plugger, ball Ø 1.3 mm, blunt

24.751.328Ti

26.120.31Ti



26.120.321Ti

26.120.32Ti



24.751.330Ti

26.120.40Ti



24.751.332Ti

26.120.50Ti



24.751.401Ti

26.120.60Ti



24.751.403Ti

26.120.70Ti



CompoSMOOTH

THE SURFACE IS THE KEY...



Re-creating the original tooth as faithfully as possible is a challenging task for the material, the dental technician and the dentist. In case of direct composite restorations, the complete esthetic responsibility lies in the hands of the practitioner. Optimal instruments are the key to success.



19.201.11



19.201.21



19.201.31




Soft Application Inserts for layering technique
for handle **19.200.00**
QTY 12 pieces



19.202.00

CompoSMOOTH Complete Set in the box incl. Washtray 1/3, with Brush Holder, 3 x 12 Soft Application Inserts and 4 Composite Instruments



19.200.00

Brush Holder **ZEPF**-Line with push-out function

The new **CompoSMOOTH**, a special silicone brush, allows an effortless adaptation and modelling of the composite surface before polymerization. Even “sticky” composites can be adapted in an optimal way. The perfect surface morphology is created almost automatically by light pressure. The tooth shape is modeled in a way that reduces the subsequent polishing work to a minimum... and the result – optimal!



Brush Holder 30°
Optionally available

HELMUT ZEPF developed this brush holder which is bent by 30° to get an optimal result in difficult-to-reach places. This instrument is not included in the set, but it can optionally complete the set in a profitable way.



19.200.30

Brush Holder
curved 30° **ZEPF**-Line
with push-out function

ATTIN Compo Knives

to remove composite residues in filling treatment



With the ATTIN Compo Knives in the **ZEPF BIONIK** Handle, instruments have been specially developed for removing composite filling residues. Coated with **nanopal®** these instruments have a surface hardness of 4500 Vickers. Every dentist removes composite filling residues in different ways. Some use curettes, others excavators and sometimes scalpel blades are used. Curettes and scalers are usually too weak, i.e. there is a high risk of breakage. Scalpel blades have a high level of hardness, are correspondingly sharp and are good to use. But there are only a few angles available, so they do not allow ergonomic working.

The new ATTIN Compo Knives have addressed this requirement, i.e. strong blades manufactured at the correct angles, so all quadrants can be optimally reached.

With the new **ZEPF nanopal®** coating, the surface has a hitherto unknown hardness.

The cutting performance is therefore guaranteed for a long period. Should an insert ever become blunt, it is easy to replace only this instrument insert.

Advantages:

- Only two instruments for all quadrants
- **ZEPF nanopal®** coating for maximum cutting performance and lifetime
- Instrument inserts are exchangeable
- Non-light reflecting surface



24.710.010X ATTIN Compo Knife for buccal and lingual surfaces, in **ZEPF BIONIK** Handle black, exchangeable inserts with **nanopal®** coating



24.710.020X ATTIN Compo Knife for mesial and distal surfaces, in **ZEPF BIONIK** Handle yellow green, exchangeable inserts with **nanopal®** coating



reddot design award
winner 2010

Micro-composite Spatulas – superfine spatulas with **ZEPF nanopal®** coating



In the case of direct composite restorations, the entire aesthetic responsibility lies in the hands of the practitioner.

With the new micro-composite spatulas in 1.1 mm and 1.6 mm, the practitioner is provided with highly flexible ultra-fine spatulas for precise modeling of delicate structures.



The new **ZEPF nanopal®** coating offers you a very good contrast to the used material. The polished surface is easy to clean and extremely scratch resistant.



reddot design award
winner 2010

BIONIK Universal Handle made of PEEK high-tech plastic material – guarantees an ideal power transmission with formerly unknown sensitivity. The handle is available in 10 different, fresh basic colors.

The exchangeable working tips inserted in the ergonomic **BIONIK** handle offer highest economy and best tactile handling.



2:1



Micro-composite Spatula, width 1.1 mm

26.120.13Ti



Micro-composite Spatula, width 1.6 mm

26.120.14Ti



04 ⁰⁴⁻⁰⁸ Conservation

+49 (0) 74 64 / 98 88 0



26.430.21 Ivory

Amalgam Gun



26.426.45 with screw off plastic point, 45°

Pear-shaped Plugger



26.200.17 # 17



26.200.18 # 18



26.200.19 # 19

Ø 1.4

Ø 2.0

Ø 2.5



26.428.01

plastic



26.428.02

plastic



26.428.03

metal



26.428.04

metal

Ball-shaped Plugger



26.200.00 # 0



26.200.01 # 1



26.200.02 # 2



26.200.03 # 3



26.200.04 # 4





Spatula



13

26.200.13

fine version, 1.6 mm

Condenser

HELMUT ZEPF Filling Instruments are well-balanced, i.e., the offsets of their blades are symmetric about the longitudinal axes of their handle, which keeps their blades from twisting under load.

○
1.2



35

26.200.35

○
1.6



36

26.200.36


○
2.0



37

26.200.37

Heidemann Spatula



0

26.260.00

flexible, 2.0 mm

1

26.260.01

flexible, 2.5 mm

2

26.260.02

flexible, 3.0 mm

Cement Spatula



26.130.01

4.5 mm

26.130.02

6.0 mm


26.130.03


8.0 mm

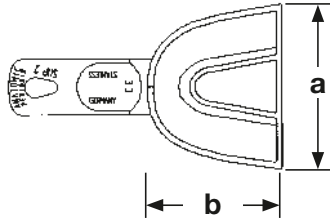


Excavators

Excavators in different angles to remove softened dentine during cavity preparation.







Anatomic Ehricke for Upper Jaw

The choice of the impression tray and the impression technique will influence the final result significantly.

If polyethers are used, we are recommending non-perforated impression trays.

Regulars (BO)



28.631.00

a = 55 mm,
b = 39 mm,
SUP B0

28.631.01

a = 65 mm,
b = 52 mm,
SUP B1

28.631.02

a = 71 mm,
b = 60 mm,
SUP B2

28.631.03

a = 73 mm,
b = 63 mm,
SUP B3

28.631.04

a = 80 mm,
b = 73 mm,
SUP B4

Edentulous (UO)



28.634.01

a = 65 mm,
b = 56 mm,
SUP U1

28.634.02

a = 68 mm,
b = 61 mm,
SUP U2

28.634.03

a = 72 mm,
b = 65 mm,
SUP U3

Partials, depressed centers (PO)



28.632.01

a = 62 mm,
b = 51 mm,
SUP P1

28.632.02

a = 72 mm,
b = 54 mm,
SUP P2

28.632.03

a = 73 mm,
b = 60 mm,
SUP P3

Functional impressions (FO)



28.633.01

a = 61 mm,
b = 50 mm,
SUP F1

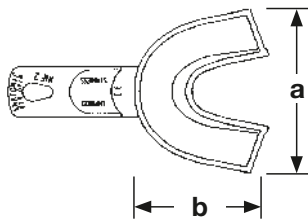
28.633.02

a = 67 mm,
b = 55 mm,
SUP F2

28.633.03

a = 77 mm,
b = 63 mm,
SUP F3





Anatomic Ehrlicke for Lower Jaw

The choice of the impression tray and the impression technique will influence the final result significantly.

If polyethers are used, we are recommending non-perforated impression trays.

Regulars (BU)


28.636.00

a = 61 mm,
b = 44 mm,
INF B0

28.636.01

a = 72 mm,
b = 51 mm,
INF B1

28.636.02

a = 78 mm,
b = 54 mm,
INF B2

28.636.03

a = 82 mm,
b = 58 mm,
INF B3

28.636.04

a = 83 mm,
b = 65 mm,
INF B4

Edentulous (UU)


28.638.01

a = 71 mm,
b = 58 mm,
INF U1

28.638.02

a = 70 mm,
b = 58 mm,
INF U2

28.638.03

a = 74 mm,
b = 59 mm,
INF U3

Partials, depressed centers (PU)


28.637.01

a = 64 mm,
b = 53 mm,
INF P1

28.637.02

a = 71 mm,
b = 59 mm,
INF P2


28.637.03

a = 80 mm,
b = 59 mm,
INF P3



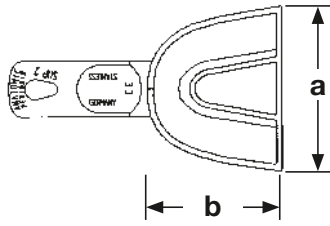
Modeling Knife for Impressions

Silicone Knife with cutting loop.


28.121.00

04 ⁰⁴⁻¹⁶ Conservation

+49 (0) 74 64 / 98 88 0



Perforated Anatomic Ehricke for Upper Jaw

A-Silicone putties can be applied in perforated impression trays, as the perforation intensifies the rotation of the material in the impression tray.

Regulars (BO)



28.601.00

a = 55 mm,
b = 39 mm,
SUP B0

28.601.01

a = 65 mm,
b = 52 mm,
SUP B1

28.601.02

a = 71 mm,
b = 60 mm,
SUP B2

28.601.03

a = 73 mm,
b = 63 mm,
SUP B3

28.601.04

a = 80 mm,
b = 73 mm,
SUP B4

Edentulous (UO)



28.604.01

a = 65 mm,
b = 56 mm,
SUP U1

28.604.02

a = 68 mm,
b = 61 mm,
SUP U2

28.604.03

a = 72 mm,
b = 65 mm,
SUP U3

Partials, depressed centers (PO)



28.602.01

a = 62 mm,
b = 51 mm,
SUP P1

28.602.02

a = 72 mm,
b = 54 mm,
SUP P2

28.602.03

a = 73 mm,
b = 60 mm,
SUP P3

Functional impressions (FO)



28.603.01

a = 61 mm,
b = 50 mm,
SUP F1

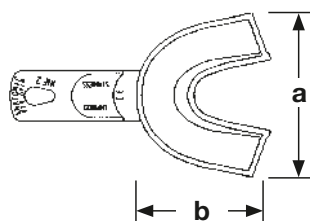
28.603.02

a = 67 mm,
b = 55 mm,
SUP F2

28.603.03

a = 77 mm,
b = 63 mm,
SUP F3





Perforated Anatomic EHRICKE for Lower Jaw

A-Silicone putties can be applied in perforated impression trays, as the perforation intensifies the rotation of the material in the impression tray.

Regulars (BU)



28.606.00

a = 61 mm,
b = 44 mm,
INFB0

28.606.01

a = 72 mm,
b = 51 mm,
INFB1

28.606.02

a = 78 mm,
b = 54 mm,
INFB2

28.606.03

a = 82 mm,
b = 58 mm,
INFB3

28.606.04

a = 83 mm,
b = 65 mm,
INFB4

Edentulous (UU)



28.608.01

a = 71 mm,
b = 58 mm,
INFU1

28.608.02

a = 70 mm,
b = 58 mm,
INFU2

28.608.03

a = 74 mm,
b = 59 mm,
INFU3

Partials, depressed centers (PU)



28.607.01

a = 64 mm,
b = 53 mm,
INFP1

28.607.02

a = 71 mm,
b = 59 mm,
INFP2

28.607.03

a = 80 mm,
b = 59 mm,
INFP3



Impression Trays for Implantology acc. to Helfgen

- simple handling
- open and closed implant impression
- putty-wash impression possible
- precision enhancement
- also universally usable in case of special indications
- only one impression session required
- sterilizable
- different sizes
- time and cost efficient



Upper Jaw

28.640.01

SUP 1

28.640.02

SUP 2

28.640.03

SUP 3

28.640.04

SUP 4



Functionality of the Impression Trays for Implantology acc. to Helfgen



1. In the area of the prepared teeth, retraction cords are placed. Smooth, retention free screws are twisted into the implants.



2. On its lateral sides the covered tray is coated with adhesive. Then the tray is charged with putty material.



3. For the primary impression, the charged tray will be pressed until the cover rests on the smooth implant screws.



4. After the removal of the primary impression, the smooth screws will be exchanged for the complete impression posts.



Lower Jaw

28.645.01

INF 1

28.645.02

INF 2

28.645.03

INF 3

28.645.04

INF 4



28.640.10

Perforator



5. The tray cover is removed and the impressed screw channel is extended with the perforator.



6. For undisturbed repositioning, the perforated channel may be extended further using a super-coarse mill.



7. After the impression areas have been surrounded by lighth-body material, the repositioned impression may be filled additionally via the perforations of the cap channels, if required.



8. Once the material has cured, the positioning screws are loosened, and the finished impression can be removed.

Impression Tray for Partial Impressions

28.663.02

L2, A = 50 mm

28.664.02

R2, A = 50 mm

28.663.03

L3, A = 55 mm

28.664.03

R3, A = 55 mm

28.661.01

L1, A = 46 mm

28.662.01

R1, A = 46 mm

28.661.02

L2, A = 50 mm

28.662.02

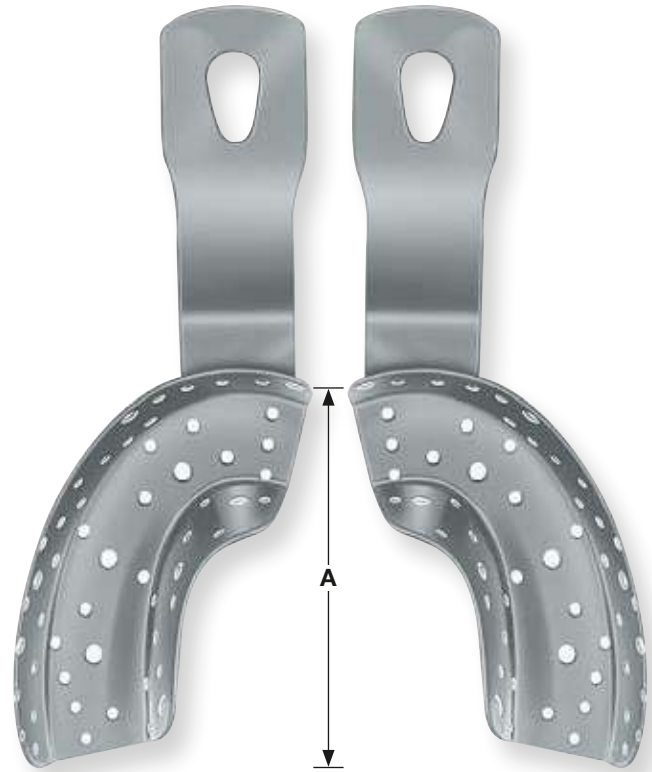
R2, A = 50 mm

28.661.03

L3, A = 55 mm

28.662.03

R3, A = 55 mm



Stolley with screw

28.671.00

perforated

28.672.00

non-perforated



Stolley with bolt

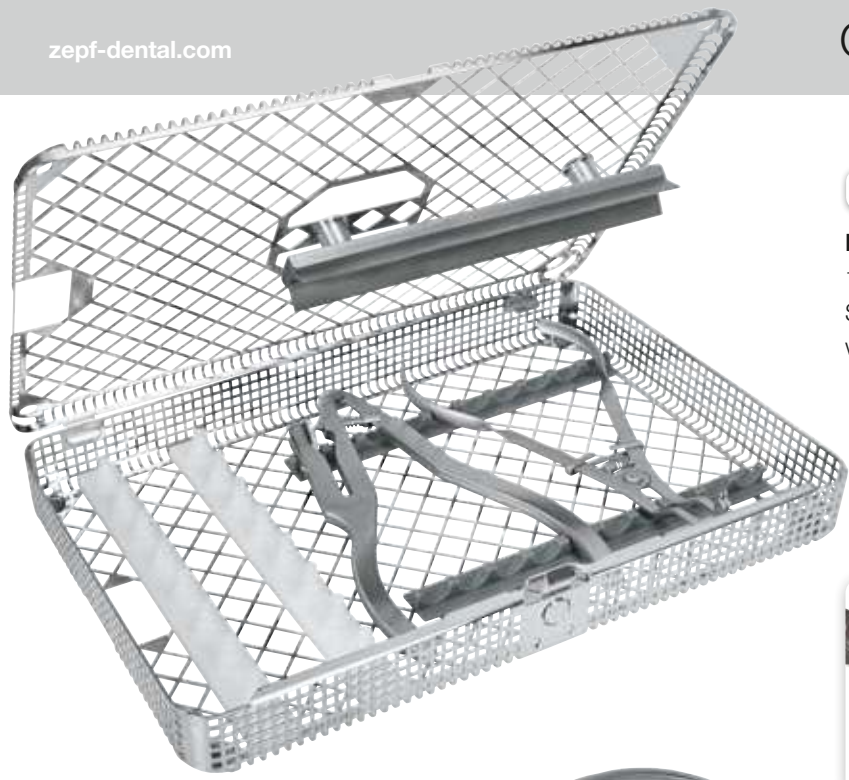
28.681.00

perforated

28.682.00

non-perforated





19.015.50

Ivory Rubber Dam Set consisting of:
19.015.00, 19.037.01, Teflon Instrument Support for 16 Rubber Dam Clamps, washtray 1/1



19.125.00

Rubber Dam Frame, size M,
approx. 10 cm x 9.5 cm



19.037.01

Ivory Rubber Dam Forceps,
jaw width 30 mm, twisted handle



19.010.00

Ainsworth,
Rubber Dam
Punch Forceps,
stainless steel



19.015.00

Ivory, Rubber Dam Punch Forceps,
17 cm, punch disc with 6 holes,
stainless steel

04⁰⁴⁻²² Conservation

+49 (0) 74 64 / 98 88 0

Brush Holder DBGM

Its most important features...

Our **ZEPF** Brush Holder is used for applying liquid treatment agents (enamel or dentine adhesion agents, acids, lacquers, or fluoridation agents) to dental surfaces or cavities.



1 Reverse-angle instrument



2 Back-action-instrument



3 Straight instrument



19.199.00

Brush Holder

Its features at a glance

- Includes a dual brush receptacle and an original **ZEPF** scaled handle.
- Universal use on both upper and lower jaws and on all dental surfaces and cavities.
- No need for plastic applicators (reduces waste).
- May be disinfected and sterilized by using any standard procedure.
- Virtually unlimited service life.
- Designed for optimal ergonomics and general-purpose use.
- Suitable for all regular brush inserts (single use).
- Used in all areas of dentistry, especially adhesive restoration work.



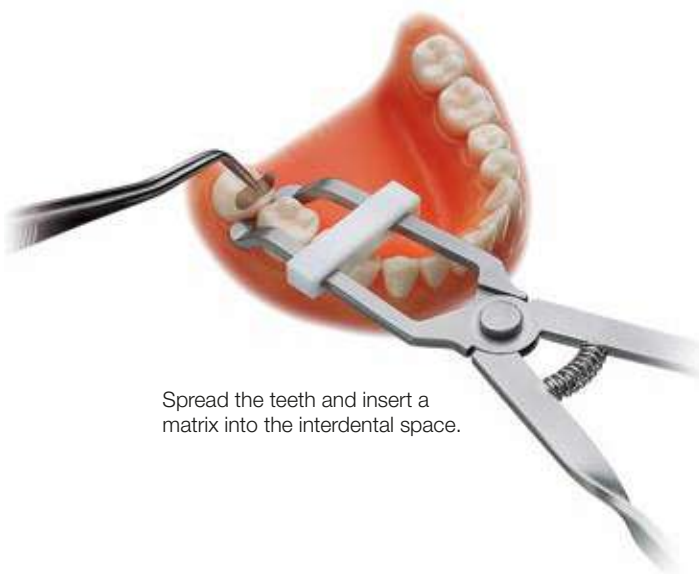
Separation Forceps pat. pend. by Dr. Peter Müller, Ebersbach

Their benefits...

- Innovative, functional design.
- Rapid, safe, efficient spreading.
- Adjustable rest allows supporting them on teeth.
- Good access to interdental spaces during spreading.
- For general-purpose use on upper or lower jaws.
- Substantial time savings.
- Secure, one-handed control.
- For right-handed and left-handed persons.
- Desinfectable and sterilizable by using any standard procedure.



The adjustable rest may also be used to support the teeth at locations remote from the intervention point.



Spread the teeth and insert a matrix into the interdental space.



19.099.00

Separation Forceps



04 ⁰⁴⁻²⁴ Conservation

+49 (0) 74 64 / 98 88 0

Tofflemire Matrix Retainer

Manufactured from stainless steel.



19.060.00 Universal



19.063.01 Junior 1, straight



19.062.00 Senior

Tofflemire Matrix Bands for 19.060.00

Manufactured from top-quality, 0.035 mm gauge, stainless steel, packaging unit: 12 ea. of each size.



19.061.01

1



19.061.03

3



19.061.02

2



19.061.13

13

Articulating Paper Forceps



22.101.15



22.100.15 Miller, straight



22.101.15 Miller, curved

EASY CONTACT POINT Instruments by HELMUT ZEPF



26.123.01 3.1 mm wide, in BIONIK Handle, black



26.123.02 3.8 mm wide, in BIONIK Handle, yellow-green

EASY CONTACT POINT Hand Instrument
for premolars, for perfect forming of
contact points in MO or DO restorations



EASY CONTACT POINT MOD Pliers
for perfect forming of contact points while
preparing a composite restoration



26.122.00 MOD Pliers for premolars

26.122.10 MOD Pliers for molars



Composites are not easy to process. The modeling of clinically ideal contact points in particular is a big challenge for the practitioner. The Easy Contact Point Instruments will help to simplify this work step.

These instruments are available in two sizes as pliers for MOD filling, i.e. as premolar and as molar pliers. To be used as hand instruments for MO or DO fillings. Also available in two sizes for premolars and molars. The treatment period for a composite filling can therefore be considerably reduced.

The related economic benefit is evident.

Universal Finishing Clamp "Work smart not hard"



The **ZEPF** Finishing Clamp is an innovative holding instrument for finishing strips of all kinds. The instrument has been designed with ergonomics and functionality uppermost and contributes significantly to easing work involving finishing strips.

The treatment is pleasant for the patient because the tongue area is not restricted by the dentist's fingers and does not aggravate choking. Its main application is in the area of approximate composite fillings; apart from this the instrument is well suited for separation, the correction of filling surpluses in approximal area as well as the application of dental floss.



Fields of Application:

- 1) Completion of approximal composite fillings.
- 2) Separating by means of steel-carbon strips or diamond skived steel strips.
- 3) Correction of filling over-hangs in the approximal area.
- 4) Removal of matrix strips after laying fillings.
- 5) Clamping dental floss for interdental plaque removal, especially in difficult access spots in the lateral tooth area.
- 6) Clamping dental floss for removal of cement residues from the interdental area after cementing crowns / bridges.



23.120.12

ZEPF Finishing Clamp, QTY 2 pieces
DBGM acc. to Dr. Peter Müller, Ebersbach

Universal Forceps & Universal Tweezers

No treatment unit should lack these Universal **HELMUT ZEPF** Pliers and Tweezers. They are used for securely grasping provisional plastic items, bridges, nerve instruments, impacted matrices, attaching inlays, setting interdental wedges, etc. Usable on both upper and lower teeth. Their TC-jaws provide a secure grip.



22.281.15TC Universal Tweezers, with TC insert, 14 cm

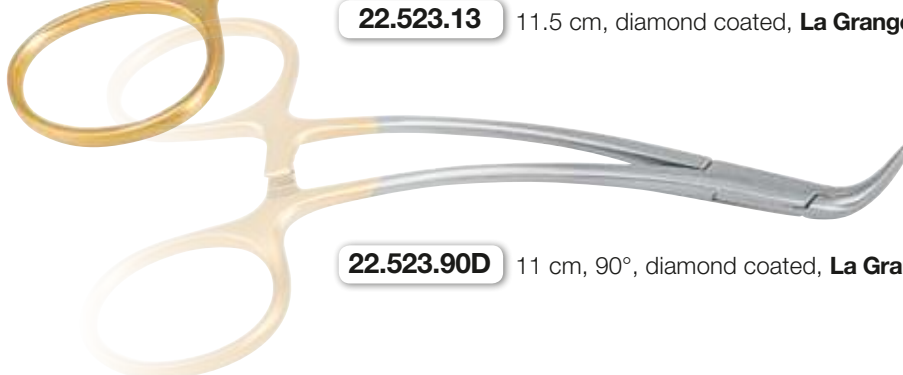


19.281.15TC All-Purpose Pliers, with TC insert, 14.5 cm

Peet Splinter Forceps



22.523.13 11.5 cm, diamond coated, **La Grange** curved



22.523.90D 11 cm, 90°, diamond coated, **La Grange** curved

04 ⁰⁴⁻²⁸ Conservation

+49 (0) 74 64 / 98 88 0



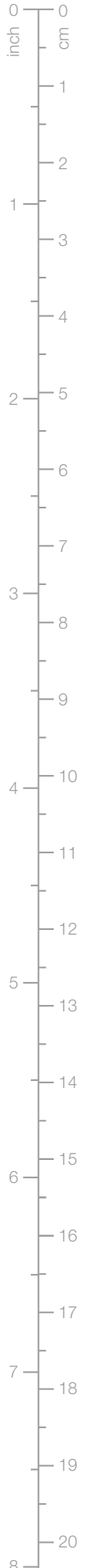
zepi-dental.com



MADE IN GERMANY

The instruments illustrated in this catalogue are subject to modifications regarding technical progress and improvements.

Scale





PATENTED

12.300.08

Benex[®] II Extractor
acc. to Dr. med., med. dent. Benno Syfrig



Extraction System

Benex[®] II

acc. to Dr. med., med. dent. Benno Syfrig

Pursuing logically the quest of gentle extraction, **HELMUT ZEPF** Medizintechnik GmbH has developed a new, patented (Pat. No. CH 696 458) **Benex[®]** extraction system in close collaboration with Benno Syfrig Dr. med., med. dent from Switzerland. You will find further information, application examples and the **Benex[®]** user forum at:

www.benex-dent.com



Picture 1
Longitudinal extraction with **Benex II** step by step:
Pivot tooth extracted due to root fracture



Picture 2
Longitudinal extraction with **Benex II** step by step:
Axial removal



Picture 3
Longitudinal extraction with **Benex II** step by step:
Soft and hard tissues preserved



Picture 4
Longitudinal extraction with **Benex II** step by step:
Soft tissue,
12 weeks after extraction

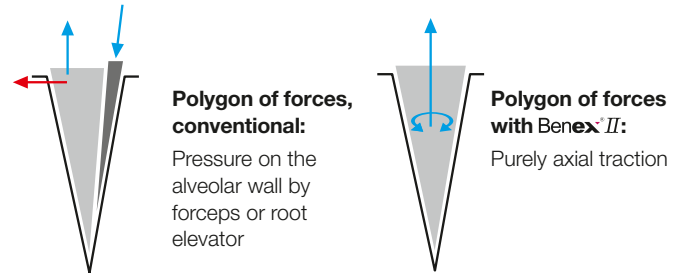


Picture 5
Longitudinal extraction with **Benex II** step by step:
Alveolar ridge,
12 weeks after extraction

Extraction System


Benex II

acc. to Dr. med., med. dent. Benno Syfrig



In modern dental treatment, implantology following extraction is increasingly favoured. Consistent with the principle of minimal invasion, conserving soft and hard tissue structures is a must. Starting with extraction. The modified **Benex II** guarantees a gentle and simple extraction of roots in the whole mouth. It is nearly impossible to harm the soft tissue and the surrounding bone. Due to the longitudinal extraction, **Benex II** is an optimal basis for direct implantation. It is also a valuable help for retarded implantation after the extraction with the **Benex II** system. Studies made after the use of **Benex II** prove that the reossification of the extraction alveole is advancing optimally. This is a great advantage for the retarded implantation.

The new **Benex II** is now available in a washbasket complying with the RKI guidelines. That way, the requirements of optimal cleanability and sterilization were taken into account. You will find further information, application examples and the **Benex II** user forum at: www.benex-dent.com



12.302.00 **Benex II** Extraction System



12.303.00 **Benex II** Basic Kit



Alveolar Ridge Preservation with **Benex® II**

What does it mean?

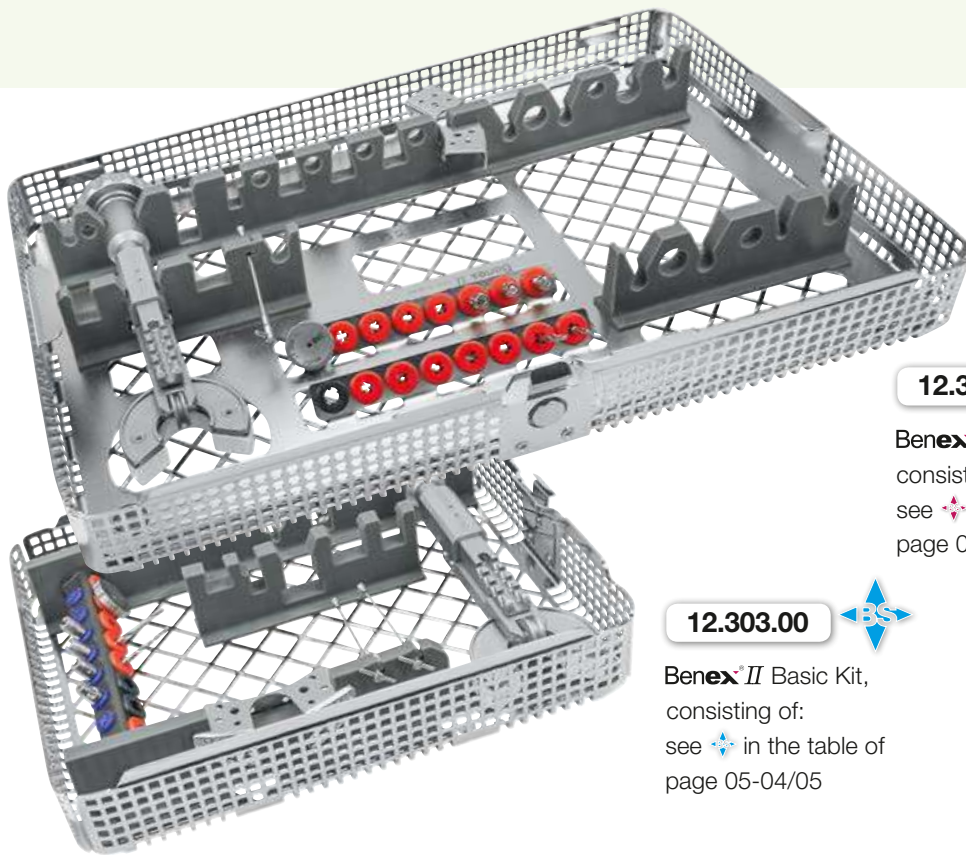
Alveolar Ridge Preservation means the treatment of the dental alveolus after extraction. 3 months after the **Benex®** extraction you find a considerably better ridge relation than with conventional gentle extractions.

The **Benex®** finds its successful application in both, private practices and universities. The **Benex®** has achieved an excellent status worldwide as basis for a subsequently successful implantation.

The new support for the dismantled **Benex®** System in a washbasket guarantees an optimal cleanability of **Benex®** in a washing machine or in an ultrasonic bath. All components can be fixed safely in the support.


Upon cleaning, the system can be sterilized in assembled condition.

In addition to the **Benex®** components, an optional periosteum, an Xtool and an optional **Benex®** Pole Extractor can be placed in the support.




12.302.00



Benex® II Extraction System,
consisting of:
see  in the table of
page 05-04/05

12.303.00



Benex® II Basic Kit,
consisting of:
see  in the table of
page 05-04/05



Optional Instrumentary



12.300.11

Benex® Pole Extractor



12.300.45

Benex® Blade

47.525.50

Driver Guide FD

47.525.55

Ratchet with demountable handle





Illustration	Article Description	Order Quantity
	<p> 12.302.00</p> <p>Benex[®] II Extraction System, consisting of: Benex[®] II Extractor, 2 Pullropes 48 mm, Driver Guide, Screw short 1.6 mm + 2.1 mm, Screw long 1.6 mm + 2.1 mm, 1 Drill ea. for 1.6 mm, 2.1 mm Screws, Quadrant Support, 85.195.10 Washbasket with Lid, 12.302.01 Tray / Rack for Benex[®] II</p>	<p>1 piece</p>
	<p> 12.302.01</p> <p>Benex[®] II Tray / Rack</p>	<p>1 piece</p>
	<p> 85.195.00</p> <p>Washbasket 1/1 with Lid and Press Button Lock</p>	<p>1 piece</p>
	<p> 12.303.00</p> <p>Benex[®] II Basic Kit, consisting of: Extractor, 2 Pullropes 48 mm, Driver Guide, Screw short 1.6 mm + 2.1 mm, Screw long 1.6 mm + 2.1 mm, 1 Drill ea. for 1.6 mm + 2.1 mm Screws, Quadrant Support, 85.194.10 Washbasket with Lid</p>	<p>1 piece</p>
	<p> 85.194.10</p> <p>Washbasket 1/2 with Lid and Press Button Lock</p>	<p>1 piece</p>
	<p>  12.300.08</p> <p>Benex[®] II Extractor</p>	<p>1 piece</p>
	<p>12.300.15</p> <p>Replacement Support Disc, 8 mm (PTFE), optional</p>	<p>1 piece</p>
	<p>12.300.16</p> <p>Support Disc, diagonally right, optional</p>	<p>1 piece</p>
	<p>12.300.17</p> <p>Support Disc, diagonally left, optional</p>	<p>1 piece</p>
	<p>  12.300.20</p> <p>Pullrope, 48 mm</p>	<p>2 pieces</p>

Illustration	Article Description	Order Quantity
	 12.300.30 Diamond coated Drill for Screws Ø 1.6 mm 12.300.60 and 12.300.70	2 pieces (1 )
	12.300.35 Diamond coated Drill for Screws Ø 2.1 mm 12.300.65 and 12.300.75	2 pieces (1 )
	 12.300.47 Driver Guide, short	1 piece
	 12.300.60 Screw, Ø 1.6 mm, 10 mm, S = Short	2 pieces (1 )
	12.300.65 Screw, Ø 2.1 mm, 10 mm, SF = Short & Fat	2 pieces (1 )
	 12.300.70 Screw, Ø 1.6 mm, 16 mm, L = Long	2 pieces (1 )
	12.300.75 Screw, Ø 2.1 mm, 16 mm, LF = Long & Fat	2 pieces (1 )
	 12.300.80 Quadrant Support for Benex to bridgeover bigger gaps and for the universal molding	1 piece
	12.300.11 Benex Pole Extractor, optional	1 piece
	47.525.55 Ratchet with demountable handle, optional	1 piece
	47.525.50 Driver Guide FD, optional	1 piece
	12.300.45 Benex Blade for Driver Guide FD, optional	1 piece





Application of the Extraction System



1. Anaesthesia. Cutting periodontal fibres (Sharpey fibres) in the sulcus by using the Periotope or the **HELMUT ZEPF Xiod**.

2. Strong, large roots must be loosened / luxated by axial movements within 30 sec., using a slim elevator / twister (**Xiod** from **HELMUT ZEPF**). Without using transversal movements. In case of multi-rooted teeth, the roots are divided and extracted separately.

3. Drilling with the diamond coated twist drill should be in the axis and center of the root fragment. It should be approx. 7 mm in the hard tissue, deeper drilling will not be necessary. Drilling is performed with water-cooling. In order to remove drilling chips more easily, an inward and outward movement is recommended for deep drilling.

Recommended rpm:

500 - 700 rpm

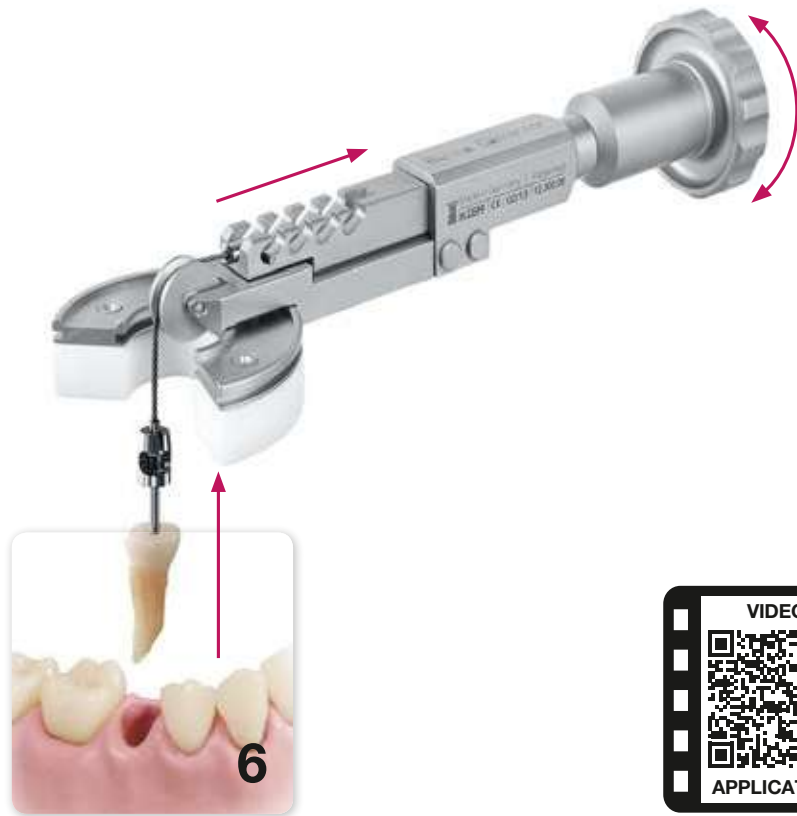
REF 12.300.30 max. 3000 rpm

REF 12.300.35 max. 2200 rpm

4. According to circumstances, the short or long extraction screw with screwing support **REF 12.300.47** is inserted.

5. The extractor is positioned on the adjacent crowns: The opening of the round, revolvable segment plate is adjusted in vestibular direction ensuring a good view of the extraction screw. After the pullrope has been hooked into the extraction screw, it is guided over the reverse roller and fixed to the hook of the extraction slide. Under slight traction – so that the rope does not hang out – the instrument is placed on the adjacent teeth by turning the hand screw. During positioning it is important to see that both the screw and the rope do have the same axial direction.

6. Once the extractor is positioned properly, the extraction is carried out by turning the hand screw. In case of strong, long roots the periodontal fibres have to be pre-stretched for 30 seconds by applying a sub-maximum traction.



ZEPF *Xcision*
Dr. Maty Design

The exclusive design and 25% reduced weight make the **ZEPF Xcision**-Instrument-Line light as a feather.

The ergonomic handle design enables uniform power transmission during pressing, pulling and rotary movements and is equally suited for both right handed as well as left handed practitioners. The unique tip design adapts exactly to the tooth and is beyond comparison to other instruments.

The smooth handle with circular openings makes the **ZEPF Xcision**-Instrument-Line extraordinarily easy to be cleaned since there are no more hygiene-critical zones as with instruments with serrated handles.

The ideal handling and tactual sensation is guaranteed.

From design to functionality, this product line answers all your concerns. The **ZEPF Xcision** Handle is a registered model of **HELMUT ZEPF**, which has been developed with Dr. Maty.



Extracting Forceps



Pattern

All figures from **HELMUT ZEPF** are available in the **Xcision** Pattern



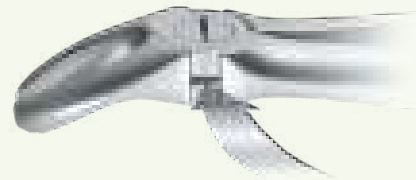
Diamond-Coating

All extracting forceps are available with diamond-coating for better grip. For ordering etc. just add to the item number the letter **D**.



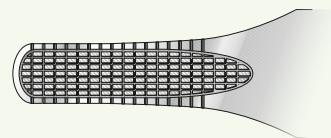
Teflon Disc

The wear-resistant Teflon Disc eliminates wear and tear in the joints and provides a light action at all times.



Grooved Gripping Surfaces

Grooved gripping surfaces provide a secure grip and prevent slipping.





2



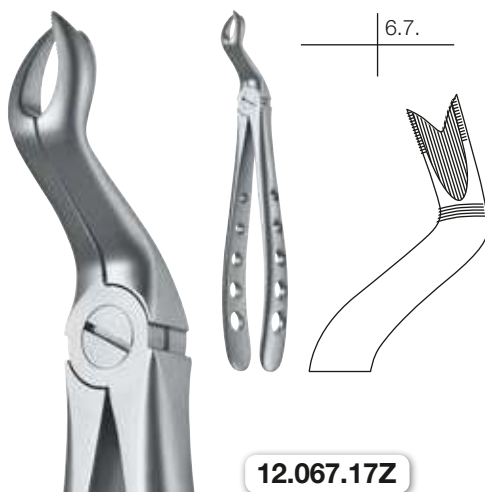
7



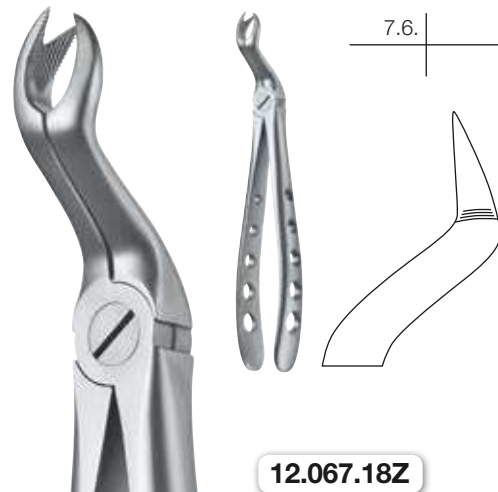
17



18



67LX



67RX




05 ⁰⁵⁻¹⁰ Extraction

+49 (0) 74 64 / 98 88 0



73A



12.073.01Z



33A




12.033.01Z

The slim, compact design of these **ZEPP Xision** Extraction Forceps allows easy accessing molar areas, even when mouth openings are restricted.



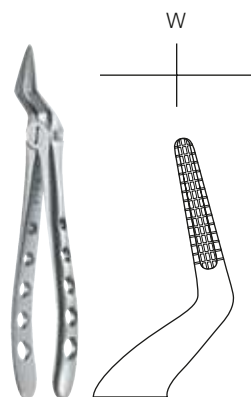
67A



12.067.01Z



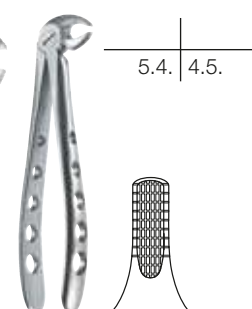
51A



12.051.01Z



13

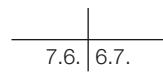


12.013.00Z





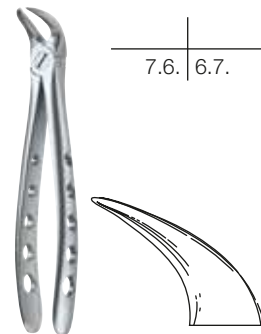
22



12.022.00Z



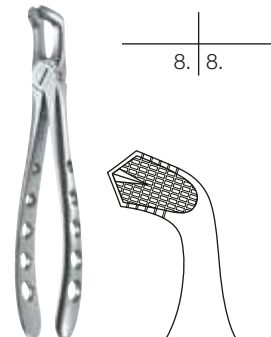
87



12.087.00Z



79



12.079.00Z

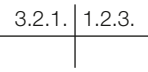


05 05-12 Extraction

+49 (0) 74 64 / 98 88 0



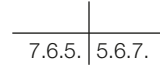
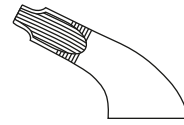
34



(A) 12.034.00Z



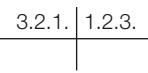
321



(A) 12.021.90Z




34A



(A) 12.034.01Z




35



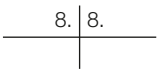
(A) 12.035.00Z



35A

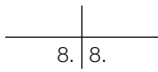


(A) 12.035.01Z



67

(A) 12.067.95Z

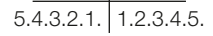


79

(A) 12.079.95Z




36



(A) 12.036.00Z



36A



(A) 12.036.01Z





Secure-Line

Our special **HELMUT ZEPF** Extracting Forceps in our modern **ZEPP Xcision** Design have tapered jaw tips. Their fine, sharp tips which have been anatomically shaped to match perfectly the teeth and allow to reach deep and large contact areas, which in turn provides better mechanical advantages and a more secure grip. Since these special **HELMUT ZEPF** Extracting Forceps have been designed for performing luxations, they have longitudinal grooves only on their jaws' gripping surfaces. The easy handling and superior "feel" of all our **ZEPP Xcision** Lines of Extracting Forceps are of prime importance for this product line!



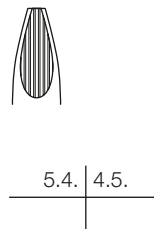
34N

12.034.07Z



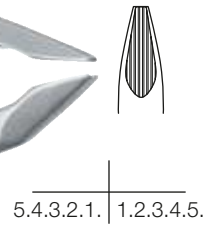
35N

12.035.07Z



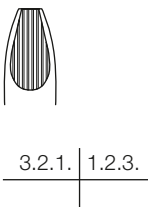
36N

12.036.07Z



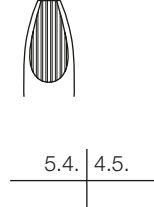
34M

12.034.08Z



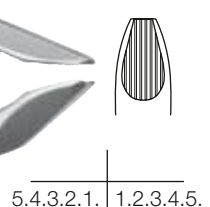
35M

12.035.08Z



36M

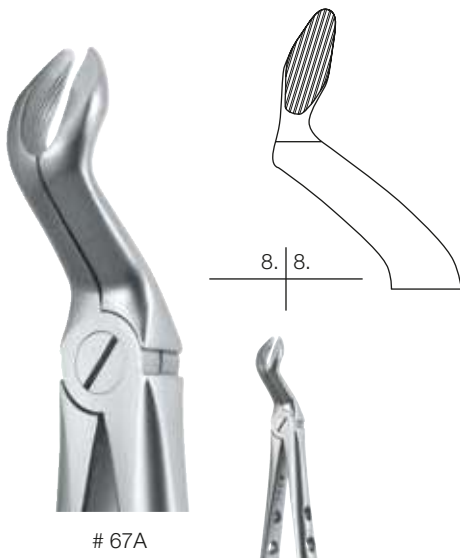
12.036.08Z



Rescue-Line

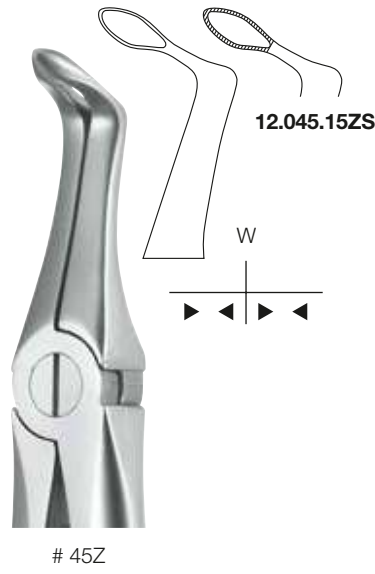
No reason to panic! These forceps will allow you to carry out any extraction and work more efficiently even under complicated circumstances. If teeth break during extraction, these are the tools you need to rapidly, safely, solve your problems.

These forceps have special all-purpose jaws designed to cover a broad range of applications and have sharp pointed tips that allow separating the tips of roots from surrounding tissue by slightly twisting them and then securely trapping the extracted roots in the gaps between their jaws. The article numbers of extracting forceps with serrated edges are amended by 'ZS'.



67A

12.067.90Z



45Z

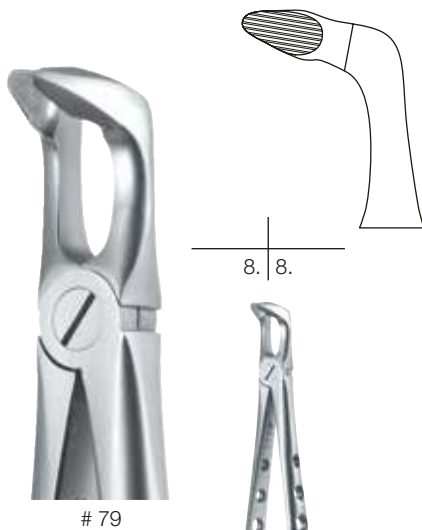
12.045.15Z

12.045.15ZS



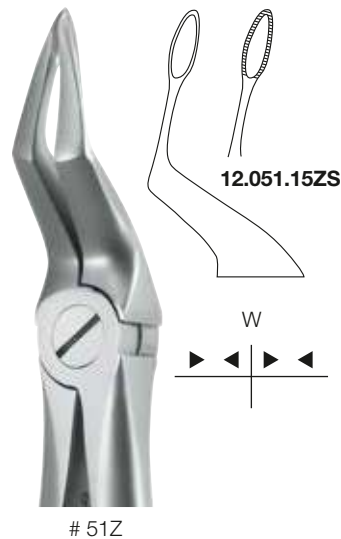
44Z

12.044.15Z



79

12.079.90Z



51Z

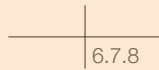
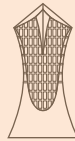
12.051.15Z

12.051.15ZS




Special Wisdom Routerier Extracting Forceps

Their angled shape will allow you to reach around obstacles and protect the corners of patients' mouths whenever their mouth openings are restricted or their jaws have been firmly clamped in position. Their slim compact design allows readily accessing molar areas.



12.522.15Z # 22 1/2 L



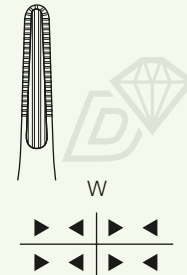
12.522.16Z # 22 1/2 R



Witzel All-Purpose Root-Splinter Forceps diamond-tipped

Our special forceps for extracting root splinters from both upper and lower jaw have diamond-tipped jaws for the best possible grip, and are the ideal complement to our Rescue-Line.

If their diamond tips should ever become worn, simply contact our retipping service, who will put new diamond tips on them for a fixed charge.



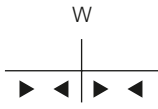
Witzel, 15 cm
diamond-tipped

14.700.01Z

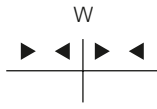
14.700.01



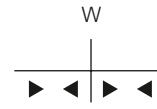
Root- and Splinter Forceps Sequester ZEPP Xision-Design



12.059.00Z



14.700.10Z




14.701.10Z



05 ⁰⁵⁻¹⁸ Extraction

+49 (0) 74 64 / 98 88 0



The **ZEPF twist EX** Kit



12.701.00Z Complete Kit

The Kit consists of:



3.2.1. | 1.2.3.

12.034.00Z

Twist Ex 1

Extracting Forceps for upper front teeth and incisors, deep-grip



5.4. | 4.5.

12.035.00Z

Twist Ex 2

Extracting Forceps for upper premolars, deep-grip



VISTEX



5.4.3.2.1 | 1.2.3.4.5.

12.036.00Z

Twist Ex 3

Extracting Forceps for lower front teeth, deep-grip



5.4.3.2.1 | 1.2.3.4.5.

12.036.01Z

Twist Ex 4

Extracting Forceps for lower front teeth and incisors, deep-grip



8 | 8.

12.079.95Z

Twist Ex 5

Extracting Forceps for lower molars, deep-grip



8 | 8.

12.067.95Z

Twist Ex 6

Extracting Forceps for upper molars, deep-grip



Extracting Forceps, American Pattern



Diamond Version

All forceps are also available in the diamond version. For ordering etc., just add a **D** to the article number



3.2.1. | 1.2.3.

1

Standard

14.001.00



3.2.1. | 1.2.3.

1A

Henahan

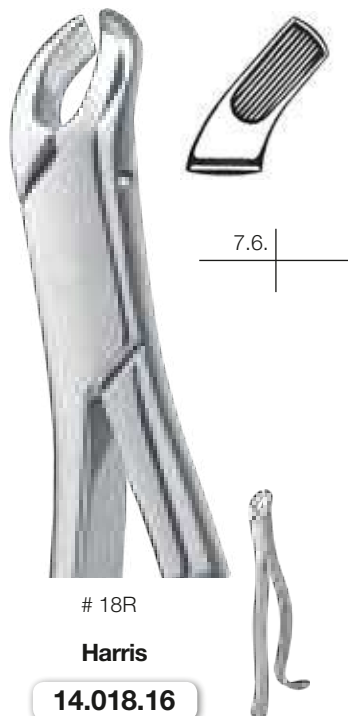
14.001.01



7.6. | 6.7.

10S

14.010.09



7.6. |

18R

Harris

14.018.16



7.6. | 6.7.

23

14.023.00

Extracting Forceps, American Pattern



7.6 | 6.7

17

Standard

14.017.00



6.7

18L

Harris

14.018.15



7.6 | 6.7



16

14.016.00



6.7

53L

14.053.15



7.6

53R

14.053.16

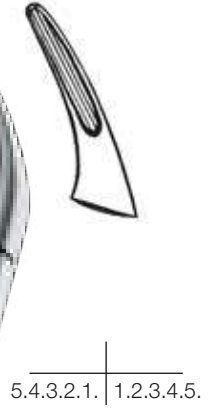


Extracting Forceps, American Pattern



65

14.065.00



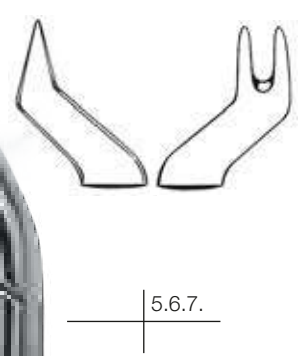
69
Tomes

14.069.00



101
Hull

14.101.00



88L
Nevius

14.088.15



88R

14.088.16

Extracting Forceps, American Pattern



5.4.3.2.1. | 1.2.3.4.5.



150
Cryer
14.150.00
14.150.00D



5.4.3.2.1. | 1.2.3.4.5.



150S
Cryer
14.150.05



5.4.3.2.1. | 1.2.3.4.5.



151
Cryer
14.151.00
14.151.00D



5.4.3.2.1. | 1.2.3.4.5.


151A
Cryer
14.151.01



5.4.3.2.1. | 1.2.3.4.5.

151S
Cryer
14.151.05

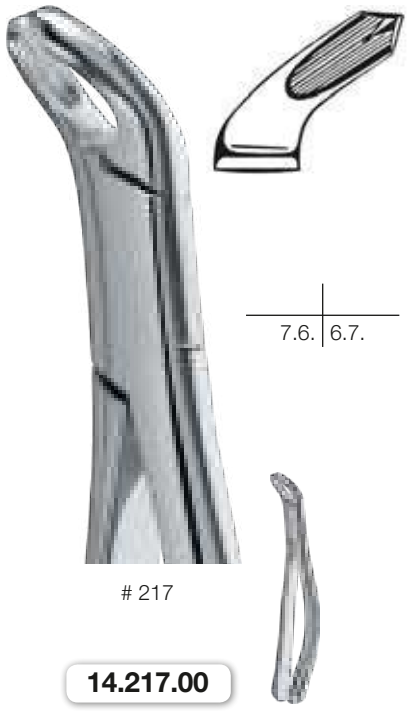
Extracting Forceps, American Pattern



8. | 8.

210S

14.210.05



7.6. | 6.7.

217

14.217.00



5.4.3.2.1. | 1.2.3.4.5.

150AB

14.150.10



5.4.3.2.1. | 1.2.3.4.5.

151AS

14.151.11

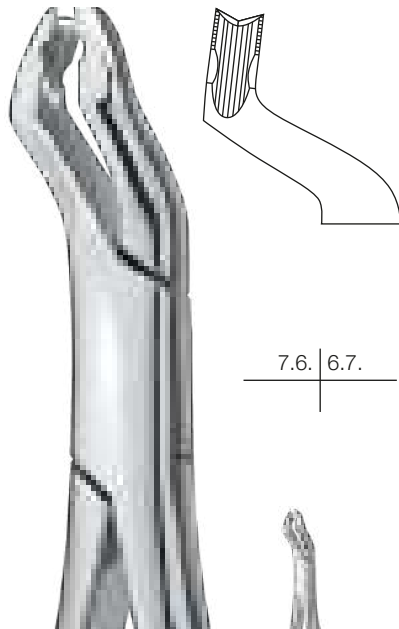


5.4.3.2.1. | 1.2.3.4.5.

150AS

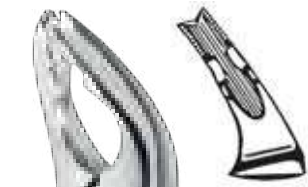
14.150.11

Extracting Forceps, American Pattern



10AS

14.010.11



5.4.3.2.1. | 1.2.3.4.5.



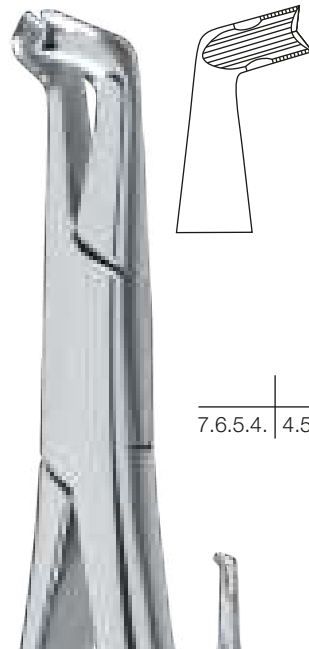
151AB

14.151.10



222

14.222.00



222AS

14.222.11



Pedodontic Extracting Forceps

These pedodontic extracting forceps have been designed to be as small as possible in order to avoid frightening younger patients with large, aggressive-looking instruments, thereby providing relaxed working conditions.

Further RoBa-Design Pedodontic Extracting Forceps are illustrated on page 05-32!



ZEPF roba EDITION PATENTED

onyx
DESIGN

ZEPF RoBa-Edition

by dentist Beck

Dedicated to the long-standing employees Mr. Horst Roos and Mr. Reinhold Bacher, who worked for Helmut Zepf for more than 50 years since their time as trainee.

The **ZEPF** RoBa-Edition completes the innovative advancement of the famous **ZEPF Xision** Extracting Forceps. It has been developed under the aspects of a secure and gentle appliance.

The problem of tooth fractures during extraction is considerably reduced due to the innovative geometry of the beaks.

The new **ONYX** coating makes the impact-resistant surface of these extracting forceps almost indestructible.

Compared with other methods, in **ONYX** coating the carrier material is applied in a more gentle way, as **ONYX** coating in comparison to other coatings is performed with significantly less influence of heat.

The surface shows excellent sliding features to reliably counteract contamination. An incrustation of proteins etc. is not possible.

The matt-finished black surface not only prevents reflection of the OT light, but also guarantees an optimal contrast in the OR environment during extraction.

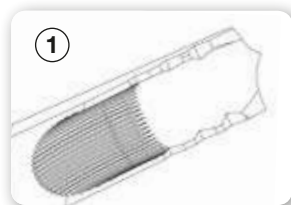
ONYX

ZEPF
roba
EDITION
PATENTED

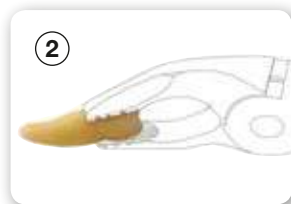
With the patented RoBa-Edition **HELMUT ZEPF** introduces a new generation of extracting forceps. Deduced from the **ZEPF Xisio** Instruments the RoBa-Edition has been especially developed in consideration of easy and gentle extraction.

The patented RoBa-Edition according to Dentist Beck is the consequential advancement of conventional extracting forceps with the advantages of the tapered deep-grip extracting forceps. The modified beaks according to Dentist Beck fit exactly on the teeth which ensures a maximum grip in the appliance. These new beaks are available for all figures in upper and lower jaw (incisors, premolars, molars and wisdom teeth).

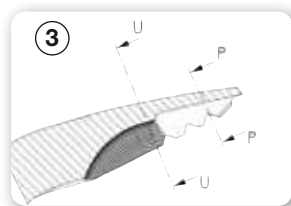
Due to the fact that all teeth show a convex crown contour (upper jaw: labial, buccal, palatal and in lower jaw: labial, buccal, lingual), the beaks have been developed under this anatomical conditions. The handle is a protected design from **HELMUT ZEPF**, which was developed in cooperation with Dr. Maty, Germany.



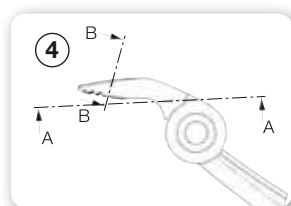
- ① The serrated jaws grip onto into the teeth and avoid a “riding” in-between the tooth crown and the inner contour of the beak.



- ② Concavely elaborated inner contours of the forceps beak fit in the convex tooth contour. With deep grip in the alveolus on the neck of the tooth or on the crown, the RoBa Edition ensures a parallel and maximum grip in any situation. Root fracture almost can be excluded.



- ③ The different deeply elaborated inner contours ensure maximal adaptation on the teeth in different actualities. No tilting of the teeth while rotary and / or lifting movement.



- ④ Tapered outside contour of the beak affords deep grip even subgingival.




Black Finish Coating

Design meets functionality.

Users with highest demands will appreciate the elegant, black finish providing the instrument with a non-reflecting, extremely smooth and scratch-resistant surface. The article number is complemented by **Tl**.

1



12.234.07ZTI PATENTED




Diamond Version

All RoBa-Edition extracting forceps in the classic satin-metallic finished surface are available with diamond coating for a better grip.

The lower part of the **ZEPF Xision** Handle is gold-plated. For ordering etc., just add a **D** to the article number.

2



12.234.07ZD PATENTED



05 ⁰⁵⁻³⁰ Extraction

+49 (0) 74 64 / 98 88 0

RoBa Extracting Forceps



3.2.1. | 1.2.3.

12.234.07Z

12.234.07ZD

12.234.07ZTI



3.2.1. | 1.2.3.

12.234.08Z

12.234.08ZD

12.234.08ZTI

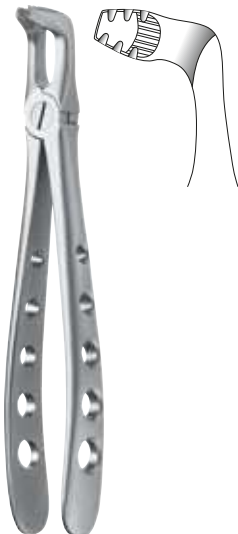


5.4. | 4.5.

12.235.07Z

12.235.07ZD

12.235.07ZTI



8. | 8.

12.279.90Z

12.279.90ZD

12.279.90ZTI



3.2.1. | 1.2.3.

12.236.07Z

12.236.07ZD

12.236.07ZTI



3.2.1. | 1.2.3.

12.236.08Z

12.236.08ZD

12.236.08ZTI



5.4. | 4.5.

12.213.00Z

12.213.00ZD

12.213.00ZTI



5.4. | 4.5.

12.235.08Z

12.235.08ZD

12.235.08ZTI



7.6.

12.217.00Z

12.217.00ZD

12.217.00ZTI



6.7.

12.218.00Z

12.218.00ZD

12.218.00ZTI



8. | 8.

12.267.01Z

12.267.01ZD

12.267.01ZTI



7.6. | 6.7.

12.222.00Z

12.222.00ZD

12.222.00ZTI



7.6. | 6.7.

12.221.90Z

12.221.90ZD

12.221.90ZTI



Rescue-Line

W

12.045.15ZS

12.045.15ZSTI



Rescue-Line

W

12.051.15ZS

12.051.15ZSTI



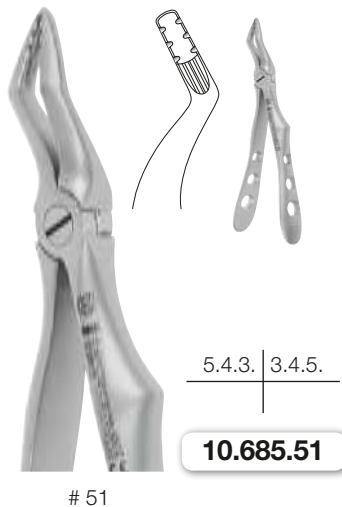
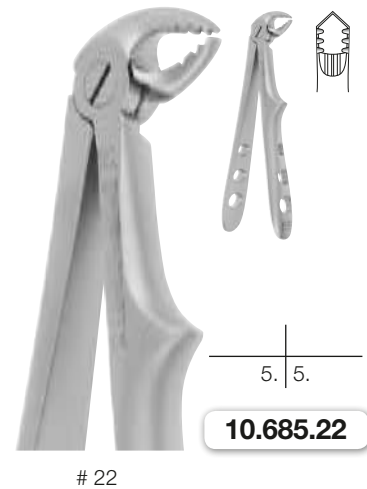

Children Forceps RoBa-Edition

Extracting Forceps modif. by Dentist Beck

These deciduous teeth extraction forceps have been designed to be as small as possible in order to avoid frightening younger patients with large, aggressive-looking instruments, thereby providing relaxed working conditions.

The patented Deciduous Teeth RoBa-Edition Forceps according to Dentist Beck are the consequential advancement of conventional extracting forceps with the advantages of the tapered deep-grip extracting forceps. The modified beaks according to Dentist Beck fit exactly onto the teeth which ensures a maximum grip during the appliance.

ZEPF
roba
EDITION
PATENTED



The wear-resistant Teflon® disc eliminates wear and tear in the joints and provides a light action at all times.



Refreshingly Innovative

The new generation of extracting forceps in the patented **ZEPF exLOG** Design was designed to meet the special requirements of gentle removal of teeth. To meet these requirements, we composed a programme of 11 extracting forceps figures out of more than 400 existing figures. These were chosen according to anatomy, ergonomics and hygiene.



Pat. U.S. 7,318,725 B2

exLOG

exLOG Extracting Forceps



34

3.2.1. | 1.2.3.
15.034.00



34A



3.2.1. | 1.2.3.
15.034.01



35



5.4. | 4.5.
15.035.00



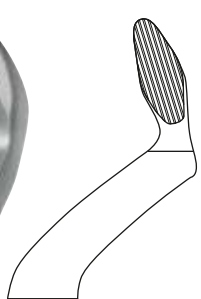
35A



5.4. | 4.5.
15.035.01



67A



8.7.6. | 6.7.8.
15.067.90



The **exLOG** Forceps offer an excellent anatomic fit and only need enough pressure so they do not slip out of the hand. The forceps guarantee a balanced axial luxation, better periodontal fibre dilatibility and increased sense of touch. They reduce traumata of surrounding tissue.

The assimilated handles allow an individual and equal power transmission for left- and right-handed surgeons during pressing, pulling and turning movements.

Due to the smooth handles and the possibility of dismantling, the **exLOG** Forceps can be cleaned extremely well. So there are no hygiene-critical areas any more like they are known from forceps with conventional lock. Especially with automatic reprocessing in a washtray the disassembly is a great advantage as they need less space.



36

36A

21N



79A

45

51



All Advantages on One View:

- excellent anatomic adaptation on the tooth surface
- tapered beaks for less trauma and protection of the alveolar locus
- linear serrated jaws for equal axial luxation
- better fibre dilatibility and increased sense of touch
- optimal cleaning through the demountability of the forceps into two parts (RKI-compliant)
- long lasting, patented, high precision joint for radial and axial mechanical load
- made out of one piece (5-axis CNC-milling) for ultra high precision
- no maintenance of the joint necessary

Focus on the **exLOG**, the standard of tomorrow.



A NEW STANDARD IS DEFINED

exLOG

exLOG
PATENTED



ZEPF
roba
EDITION
PATENTED

ZEPF EXLOG RoBa Edition Extracting Forceps

With the new **exLOG** RoBa Edition **ZEPF** introduces a new generation of patented extraction forceps. Two patented extraction forceps are combined into one.

The EXLOG Forceps characterized by the fact that it's easy to disassemble and the RoBa characterized by its patented jaws.

It made sense to combine both patents as the combination results in a type of forceps which is easier to clean than ever before and additionally offers the dentist a functional extraction tool which leaves no desire unfulfilled.

These patented forceps are the consequent development of conventional forceps with the advantage of tapered and deep grip extraction forceps. The modified jaws exactly match the tooth and guarantee a maximum grip during the application.



05 ⁰⁵⁻³⁸ Extraction

+49 (0) 74 64 / 98 88 0

ZEPF EXLOG RoBa Edition Extracting Forceps

exLOG
PATENTED



ZEPF roba
EDITION
PATENTED



3.2.1. | 1.2.3.

15.234.07

15.234.07D

34N



3.2.1. | 1.2.3.

15.234.08

15.234.08D

34M



5.4. | 4.5.

15.235.07

15.235.07D

35N



5.4. | 4.5.

15.235.08

15.235.08D

35M



7.6. |

15.217.00

15.217.00D

17



6.7. |

15.218.00

15.218.00D

18



8. | 8.

15.267.01

15.267.01D

67A



8. | 8.

15.279.90

15.279.90D

79A



3.2.1. | 1.2.3.

15.236.07

15.236.07D

36N



3.2.1. | 1.2.3.

15.236.08

15.236.08D

36M



5.4. | 4.5.

15.213.00

15.213.00D

13



7.6. | 6.7.

15.222.00

15.222.00D

22



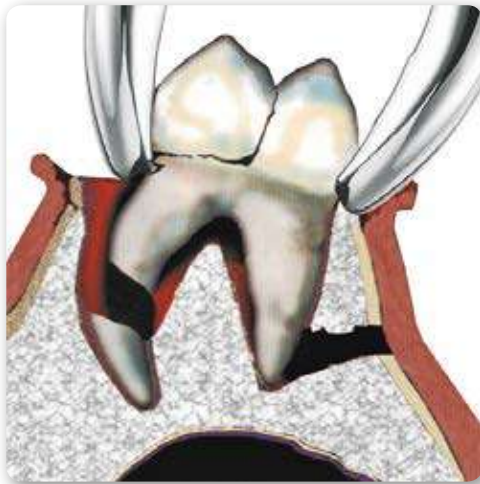


ZEPF EXLOG RoBa Edition Extracting Forceps

This new development involves all figures for maxilla and mandible (incisors, premolars, molars and wisdom teeth).

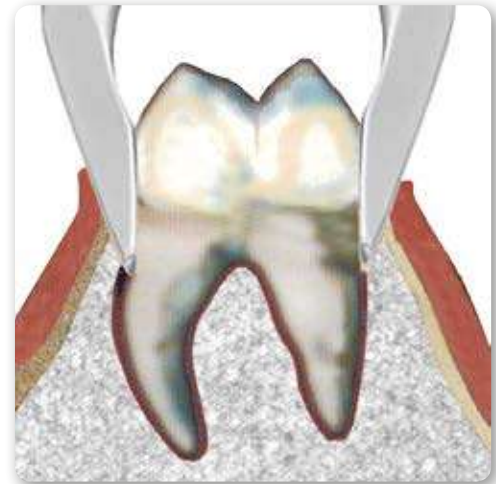
As every tooth shows a convex crown shape (maxilla: labial, buccal, palatal – in the mandible: labial, buccal, lingual), the jaw was developed according to these anatomical conditions.

- excellent anatomical adaption on the neck of the tooth surface
- tapered jaws for less traumatization and for conservation of the alveolus
- better fibre dilatibility and increased sense of touch
- optimal cleaning due to the possibility to disassemble the forceps into two pieces (RKI compliant)
- long life time, patented, high precision joint for radial and axial pressure
- produced from one piece (5-axis CNC milling) and therefore ultra precise
- no maintenance of the joint



The following problems might occur if the extraction forceps are not suitable:

- root fracture
- crown fracture
- damage of the soft tissue caused by bruising
- damage of the alveolar ridge and the buccal bone lamella



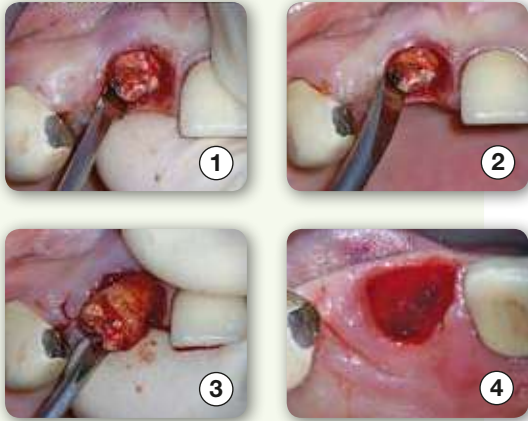
Advantages of deep-grip extraction forceps:

- due to the specially shaped jaws it is easy to place the forceps subgingivally directly on the root (below the gingival margin)
- parallel contact on the root
- atraumatic, as the soft tissue is not bruised
- root fractures are avoided
- slim jaw design for subgingival grip without bruise of the soft tissues

Xtod Instruments

Xtod
DBGM acc. to Dr. Detlef Hildebrand

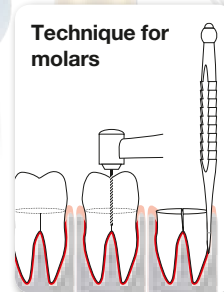

THE ORIGINAL



In the illustrations an extraction under use of the **Xtod** Instruments is shown.

IMPORTANT: Complete removal of all inflammable and convective tissue structures.

- ① Initial loosening of the desmodontal fibres. Apply the X-Desmo-Tool first approximately then buccally and palatinally (pencil handle).
- ② Then progressive luxation with the X-Luxa-Tool (first narrow then wide). Ideal positions: Approximal (mesial or distal) to the tooth which should be extracted!
- ③ Complete luxation of an upper right molar with support of a wide X-Luxa-Tool. Gentle extraction without root fractures!
- ④ Inspection of the empty tooth socket and curettage with support of the X-Spoon.



Xtool Instruments
DBGM acc. to Dr. Detlef Hildebrand

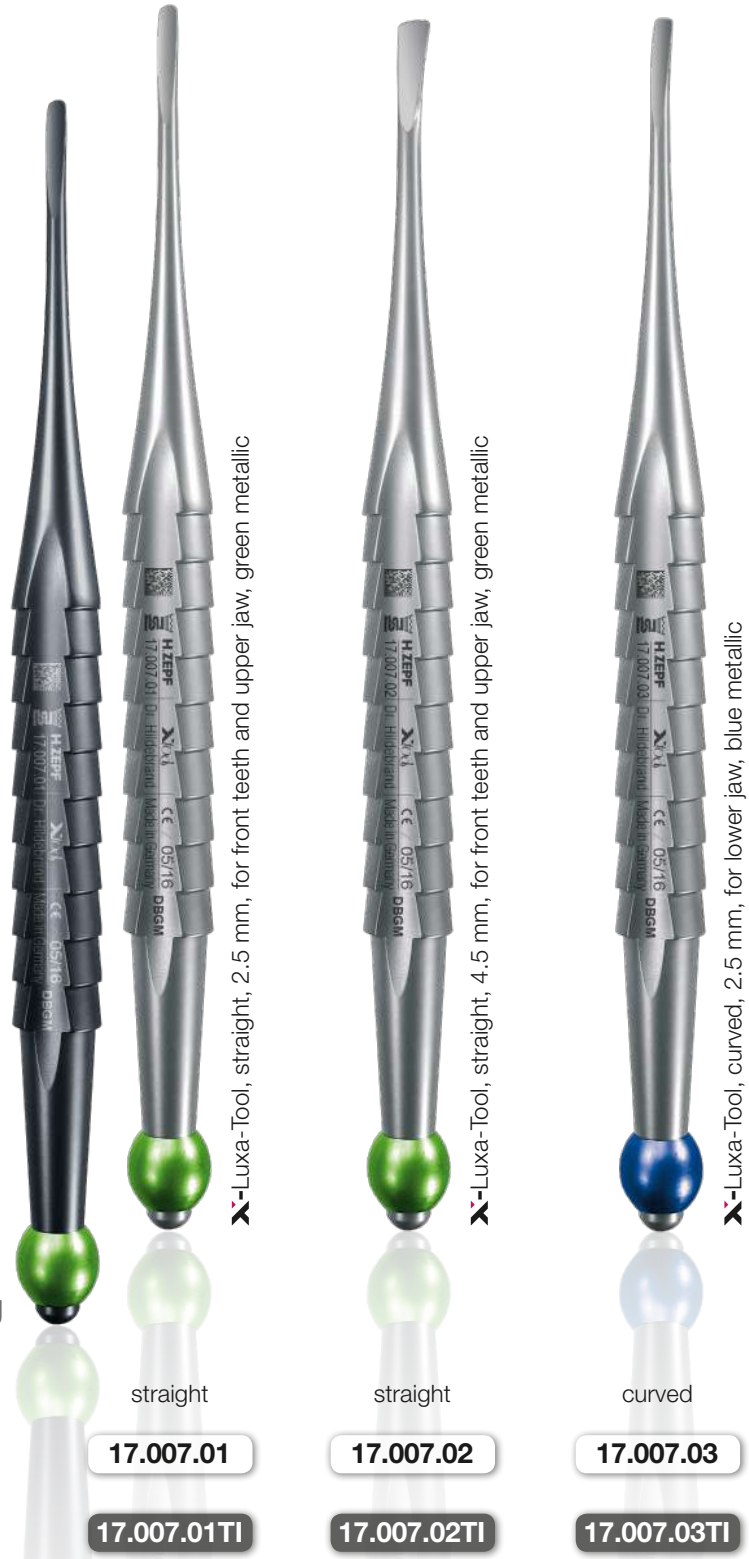
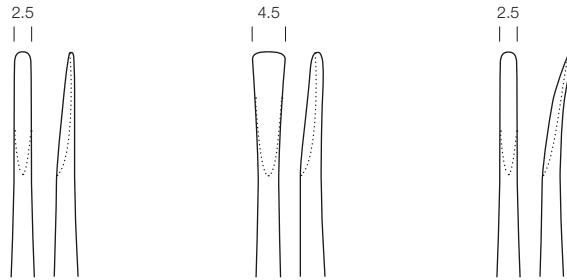
THE ORIGINAL

The implantology with immediate insertion after the tooth extraction is more and more a focus of interest in modern dentistry. It appears to be more than necessary to protect soft and hard tissue structures already during the extraction phase and to follow the principles of minimal invasiveness. Here is an ideal complement for this:

The **Xtool Instruments**! In contrast to existing instruments this clearly arranged and universal Xtool Set supports you during the gentle and uncomplicated extraction of teeth which cannot be preserved.

Modern therapy methods require modern instruments!

- Color coding for clear handling.
- Universal and complete extraction instruments in one tray.
- Ergonomic handle design (pencil-design) prevents unintended slipping during usage.
- Direct and controlled power transmission to prevent tooth and root fractures.
- Non-traumatic tooth extraction without injuring surrounding structures.



X-Luxa-Tool, straight, 2.5 mm, for front teeth and upper jaw, green metallic

X-Luxa-Tool, straight, 4.5 mm, for front teeth and upper jaw, green metallic

X-Luxa-Tool, curved, 2.5 mm, for lower jaw, blue metallic

onyx Black Finish Coating

Design meets functionality.

Users with highest demands will appreciate the elegant, black finish providing the instrument with a non-reflecting, extremely smooth and scratch-resistant surface. The article number is complemented by **TI**.

straight

17.007.01

17.007.01TI

straight

17.007.02

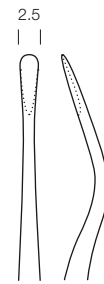
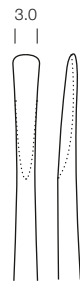
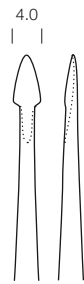
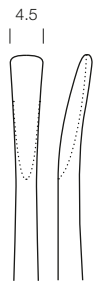
17.007.02TI


curved

17.007.03

17.007.03TI





 X-Luxa-Tool, curved, 4.5 mm, for lower jaw, blue metallic

curved

17.007.04

17.007.04TI




 X-Desmo-Tool, straight, 4.0 mm, for initial loosening of the desmodontal fibres, yellow metallic

straight

17.007.05

17.007.05TI




 X-Luxa-Tool, straight, 3.0 mm, green metallic

straight

17.007.06

17.007.06TI



 X-Luxa-Tool, curved, 3.0 mm, blue metallic

curved

17.007.07

17.007.07TI



 X-Approximal Root Elevator, curved, 2.5 mm, # 77S, distal elevator, purple metallic

curved

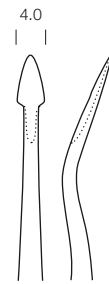
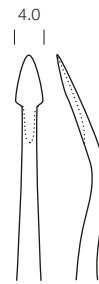
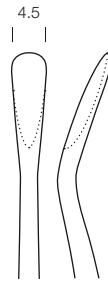
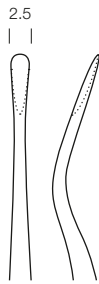
17.008.01

17.008.01TI



05 05-44 Extraction

+49 (0) 74 64 / 98 88 0




 **X**-Approximal Root Elevator, curved, 2.5 mm, # 77RS, mesial elevator, purple metallic

curved

17.008.02

17.008.02TI



 **X**-Approximal Root Elevator, curved, 4.5 mm, # 77L, distal elevator, yellow metallic

curved

17.008.03

17.008.03TI




 **X**-Approximal Root Elevator, curved, 4.5 mm, # 77RL, mesial elevator, yellow metallic

curved

17.008.04

17.008.04TI




 **X**-Syndesmotome, curved, 4.0 mm, for distal access, purple metallic

curved

17.008.05

17.008.05TI

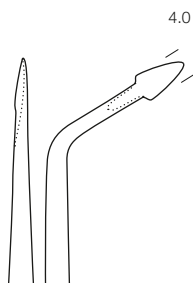


 **X**-Syndesmotome, curved, 4.0 mm, for mesial access, purple metallic

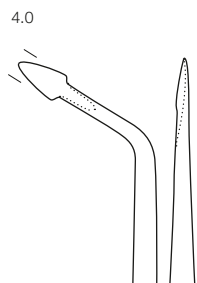
curved

17.008.06

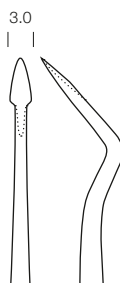
17.008.06TI



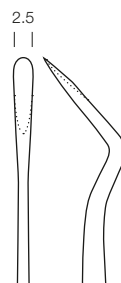
4.0



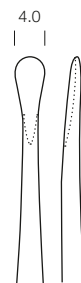
4.0



3.0



2.5



4.0



✂-Syndesmotome, curved left, 4.0 mm, for lingual/buccal luxation, yellow metallic

curved

17.008.08

17.008.08TI



✂-Syndesmotome, curved right, 4.0 mm, for lingual/buccal luxation, yellow metallic

curved

17.008.09

17.008.09TI



✂-Apical Desmotome, mesial bending, 3.0 mm, for apical access to the deep-lying root stump, brown metallic

curved

17.008.10

17.008.10TI



✂-Apical Elevator, mesial bending, 2.5 mm, for apical access to the deep-lying root stump, brown metallic

curved

17.008.11

17.008.11TI



✂-Separator, straight, 4.0 mm, for the luxation of separated roots, purple metallic

straight

17.008.90

17.008.90TI





17.009.00

H-Tool Set
acc. to Dr. Hildebrand

H-Tool Set

acc. to Dr. Hildebrand

The new H-Tools developed by Dr. Hildebrand are a continuation of the successful X-Tool concept.

The instrument tips are very flat and sharp pointed.









The instruments are inserted along the root axis and the alveolar cavity is widened by advancing the H-Tool apically along the root of the tooth to be extracted with gentle hammer blows.


The light ferrozell hammer with a diameter of 35 mm enables work to be carried out safely.

Thanks to the extremely light construction, this hammer produces a far less unpleasant feeling in the patient than using a hammer with hard plastic inserts or in the worst case with a metal head.



Content: H-Tool Set

Illustration	Article Description	Description
	17.009.00	Complete set
	41.503.01	1 piece
	17.009.01	1 piece
	17.009.02	1 piece
	17.009.05	1 piece
	85.195.00	1 piece
	85.181.04	2 pieces
	85.181.05	2 pieces





17.007.00

Complete Set
consisting of
17.007.01 - 17.007.05
and 41.855.01Z
in the washtray



Lucas Scraper, 2.5 mm, double-ended, 17.5 cm

41.855.01Z



■ **X-Desmo-Tool (yellow):**

The X-Desmo-Tool easily penetrates into the periodontal gap with its pointed tip and initially loosens the Sharpey's Fibres. The modified pencil handle and the handy shaft shape offer a depth sensibility like never experienced before without destroying related structures.

■ **X-Luxa-Tool-3 (blue):**

bent + narrow
for tooth loosening

■ **X-Luxa-Tool-1 (green):**

straight + narrow:
A delicate and controlled power transmission guarantees a specific loosening and luxation of the tooth without any risk of crown or root fractures.

Ideal position: approximal (mesial or distal) to the tooth which is to be extracted.

■ **X-Luxa-Tool-2 (green):**

straight + wide:
Complete, non-traumatic luxation of upper molars (e.g. tooth 16). The ergonomic instrument shape ensures a gentle extraction without tooth fractures or any damage to the alveolar wall.

■ **X-Luxa-Tool-4 (blue):**

bent + wide:
for tooth luxation

■ **Lucas Schaber ZEPF-Line:**

Inspection and curettage of the empty dental alveolus. Complete removal of all inflamed and connective tissue fibres.

ZEPF-XioD-Tray

DBGM acc. to Dr. Detlef Hildebrand

“Extraction in its most pleasant way”

The **ZEPF-XioD-Tray** offers a universal instrument set for medical tooth extraction. The **XioD** instrumentation includes six different instruments:



17.007.05
straight



17.007.02
straight



17.007.01
straight



17.007.03
curved



17.007.04
curved



41.855.01Z
curved

ZEPF FLEX-EX Power Perioste



26.690.10 ZEPF FLEX-EX Power Perioste

While using new materials, we were successful in the development of the **ZEPF FLEX-EX** Power Perioste, a symbiosis of Power Perioste, Elevator and Xtool. The flexible working tip will enable you to build up a phenomenal pressure for the luxation in a radial direction and a perfect match to the contour of the tooth at the same time without bending. The name stands for the excellent product features united in this instrument.

ZEPF Power Perioste

The Power Periostomes allow a gentle loosening of ligaments in the sulcus. The handle allows optimal power transmission and controlled luxation.



26.690.01 Power Perioste, P1 XL, purple



26.690.02 Power Perioste, P2 XL, mesial, blue



26.690.03 Power Perioste, P3 XL, distal, green



05 05-50 Extraction

+49 (0) 74 64 / 98 88 0

Ergonomical and heavy

Heavy, ergonomic handle design with exchangeable tips, for optimal access to all quadrants.



26.182.01

P1, straight, Ø 2.5 mm,
2.5 x 17.8 mm



26.182.02

P2, straight, Ø 2.5 mm,
1.7 x 14 mm



26.182.03

P3, angulated, Ø 2.5 mm,
1.7 x 12.5 mm



26.182.04

P4, mesial/distal angulated,
Ø 2.5 mm, 1.7 x 12.5 mm



26.182.00 Periotome Handle



17.045.00

Approximal Desmotome, # 0, straight, 3 mm, exchangeable, M 4 x 0.5, single-ended



17.045.04

Approximal Desmotome, # 4, distal bending, 3 mm, exchangeable, M 4 x 0.5, single-ended



17.045.05

Approximal Desmotome, # 5, mesial bending, 3 mm, exchangeable, M 4 x 0.5, single-ended



41.834.11

Hemingway Sharp Spoon, double-ended, exchangeable, stainless steel, ZEPF-Line

ZEPF-Line 2 in 1 Periotomes

The 2 in 1 Periotomes acc. to Dr. Karl-Ludwig Ackermann are saving time as they are reducing the annoying exchange of instruments.



26.182.23 Periotome Combination P3/P2
ZEPF-Line, double-ended, exchangeable inserts



26.182.24 Periotome P4 / straight Sharp Spoon Ø 3.0 mm
ZEPF-Line, double-ended, exchangeable inserts

ZEPF-Line Periotomes

For the Separation of the Sharpey's Fibers in the Sulcus

Before the usage of any root elevator or extraction forceps it is necessary to separate the Sharpey's Fibers in the sulcus with a periotome in order to do an atraumatic tooth extraction. To do so, the periotome is to be pulled through the sulcus.

The correct application saves the gingiva and the periosteum. The special design in the grip area guarantees a pleasant grip and extremely easy handling.



26.182.11 ZEPF-Line, exchangeable



26.182.12 ZEPF-Line, exchangeable



26.182.13 ZEPF-Line, exchangeable

Root Elevators

Root elevators are used for the surgical tooth extractions. They are used to luxate the tooth in the osseous alveolus and to expand the alveolus walls. They are also used to open the gingival sulcus prior to the tooth extraction.

Straight instruments are used in the anterior region and in the maxillary area. Curved root elevators are ideal for the back teeth in the mandible.

The Workmanship

The shafts of **HELMUT ZEPF** Root Elevators are welded onto their hollow handles, and each and every one is checked for leakage at their welded joints.

This manufacturing method virtually eliminates the leakage compared to cheap root elevators with pressed-in shafts.



Bein

(B) 17.001.01

(S) 17.001.11



Bein

(B) 17.001.02

(S) 17.001.12



Bein

(B) 17.001.03

(S) 17.001.13

Bein

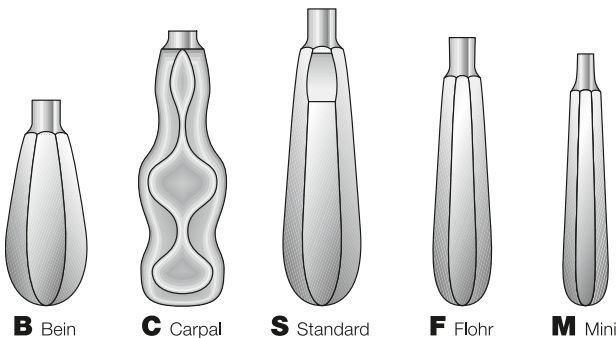
(B) 17.001.00

(S) 17.001.10

The Handle Versions

Except for the Xtool-Series, the Elevators from **HELMUT ZEPF** mainly differ in their 5 different handle designs such as: 'Bein', 'Carpal', 'Standard', 'Flohr', 'Mini'.

These are handle versions which can be assigned easily due to their letter coding:



Gärtner

(B) 17.013.00



Gärtner

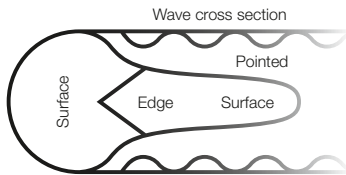
(B) 17.013.01



Gärtner

(B) 17.013.02


Modified Root Elevator Beck



DBGM



Instructions



The elevator works during the luxation step with 5-7 supporting points (Hypomochlion), which avoids slipping through because of the different surfaces around the radius, instead of a common round-edged instrument, which works with 1-2 supporting points only.

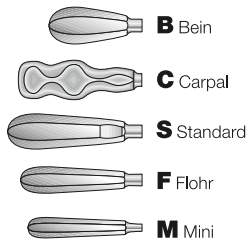
This makes the Beck Root Elevator much more effective.

1 Because of the elliptical shape of the instrument tip, it is easy to penetrate the interdental space with this instrument.

2 Due to the shape, by turning the instrument through 180° it is possible to luxate in four directions: 2 x mesially and 2 x distally.

3 **Attention!** These instruments must not be used as a lever, as shown e.g. in picture 3. Due to the special shape, an over-strengthening of the tip can cause breakage. We cannot be held responsible for damages caused by improper use.





Heidbrink Root-Splinter Elevators

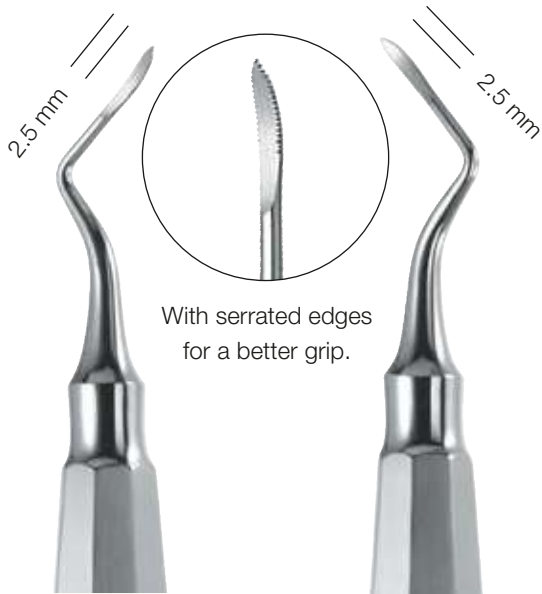
All-purpose instruments for gently extracting root splinters.

Straight (without picture):

(M) **17.051.01**

(S) **17.052.01**

Angled:



(F) **17.053.02**

(F) **17.053.03**



(M) **17.051.02**

(S) **17.052.02**



(M) **17.051.03**

(S) **17.052.03**



ZEPF-Line Heidbrink Root-Splinter Elevators

The fine working tips of the Heidbrink Root-Splinter Elevators allow the palpation and mobilization even of small root remnants.

Example for serrations:



17.055.01 Heidbrink

17.056.01 Heidbrink, serrated



17.055.02 Heidbrink

17.056.02 Heidbrink, serrated



17.055.03 Heidbrink

17.056.03 Heidbrink, serrated

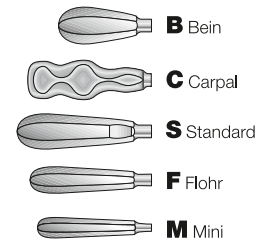
Root Elevator No. 195

The drop-shaped, blunt working end makes the new **ZEPF** Root Elevator No. 195 ideal for the separation and luxation of roots. The tapered working end allows its special use in the molar region in all quadrants. It can also be used for initial loosening of the desmodontal connection.

Due to its geometry and smooth luxation and rotary motion, the root fragment to be removed will be moved very easily in "crestal direction" (in relative terms!). The luxated fragment can therefore be grasped easily with deep-gripping forceps or with Luer bone rongeur forceps.



Picture:
Courtesy of Dr. Florian Steck



(S) **17.195.00** Root Elevator No. 195

Lindo-Levien Root Elevators

The LINDO-LEVIEN Root Elevators are pushed into the periodontal gap in apical direction until the serrations will grip on the roots. The root is extracted via a barb effect by straight pulling without leverage.



4.0 mm



(S) **17.395.01** # LLL

3.5 mm



(S) **17.395.02** # LLM

3.0 mm



(S) **17.395.03** # LLS

4.0 mm



(S) **17.396.01** # LLLC

3.5 mm



(S) **17.396.02** # LLMC

3.0 mm








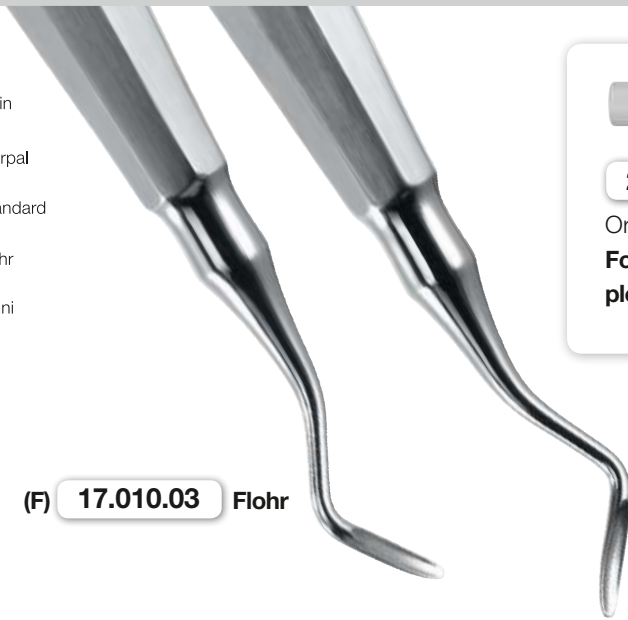
(S) **17.396.03** # LLSC



05 05-56 Extraction

+49 (0) 74 64 / 98 88 0

-  **B** Bein
-  **C** Carpal
-  **S** Standard
-  **F** Flohr
-  **M** Mini



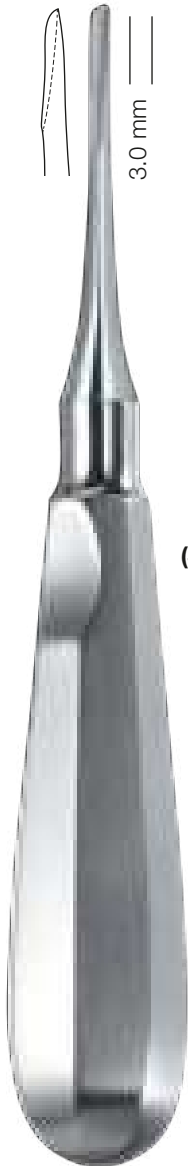
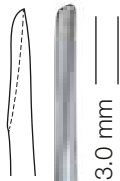
24.923.10

Original Arkansas Stone


For further information, please refer to page 03-33!

(F) **17.010.03** Flohr

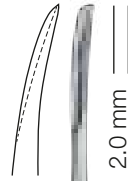
(F) **17.010.02** Flohr




(S) **17.100.35**



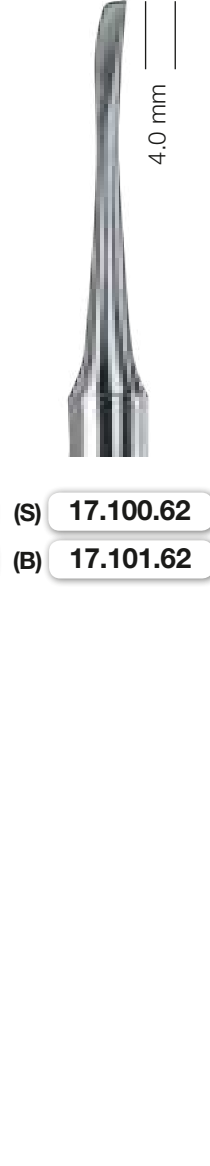

(S) **17.100.46**



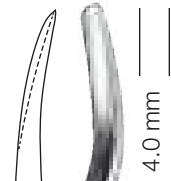
(S) **17.100.60**
(B) **17.101.60**



(S) **17.100.61**
(B) **17.101.61**



(S) **17.100.62**
(B) **17.101.62**

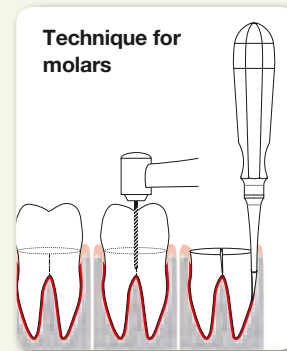
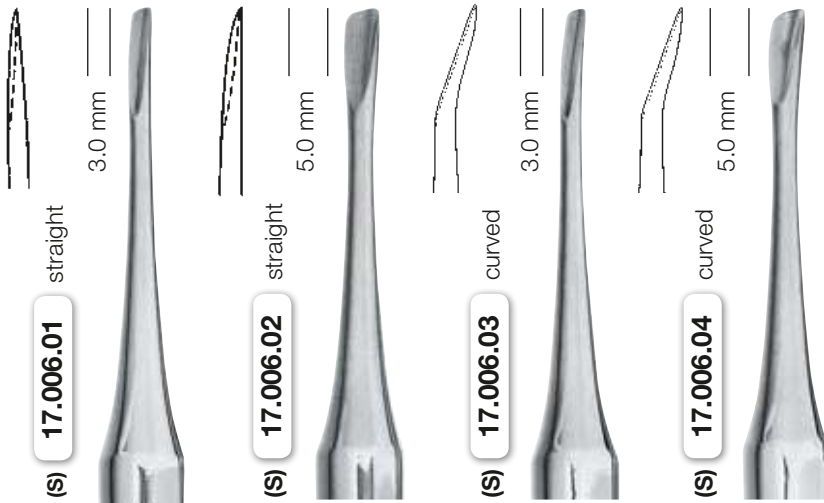
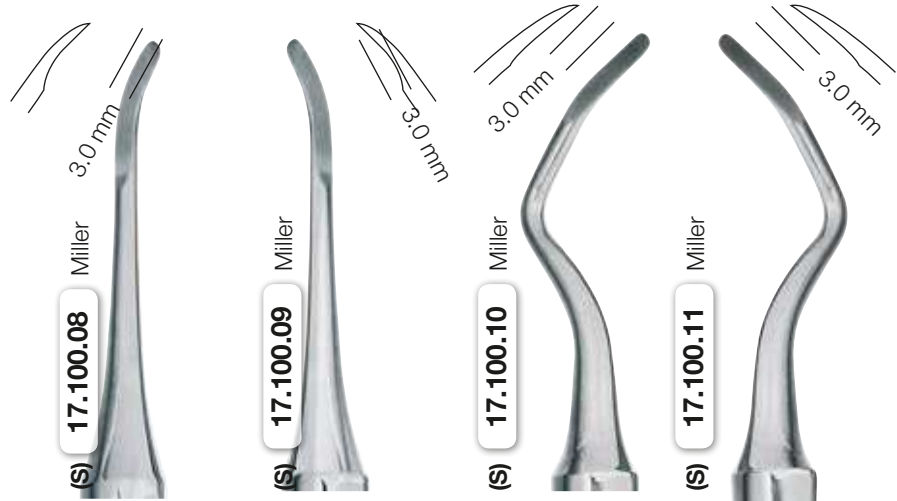


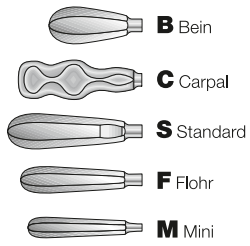
(S) **17.100.57**

Elevators for axial luxation

These elevators for axial luxation have been developed as an alternative to classic elevators. The instrument must not be used as a lever.

Furthermore the gentle removal of the teeth should be reached by **axial luxation** and cutting the Sharpey's fibres.





Gärtner and Hylin Root Elevators



Gärtner 12.5 cm
(B) 17.014.00



Gärtner 12.5 cm
(B) 17.014.01



Gärtner 12.5 cm
(B) 17.014.02



Hylin
17.020.01








Hylin
17.020.02



17.410.03 Chompret Syndesmotome, # 3 with hollow handle

Apical Root Elevators



-  **B** Bein
-  **C** Carpal
-  **S** Standard
-  **F** Flohr
-  **M** Mini

(S) 17.301.00

(S) 17.304.00

(S) 17.302.00

(S) 17.303.00



17.677.16 Apical Root Elevator, # 77R, ideal for wisdom teeth, serrated



17.677.17 Apical Root Elevator, # 77, ideal for wisdom teeth, serrated



Revolving Chisel Vienna Pattern



41.541.02WM bajonet, 2 mm, # 2 B



41.541.03WM bajonet, 3 mm, # 3 B



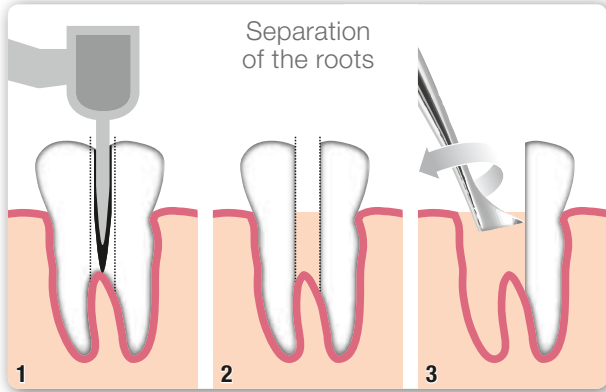
41.541.04WM bajonet, 4 mm, # 4 B



41.541.05WM bajonet, 5 mm, # 5 B

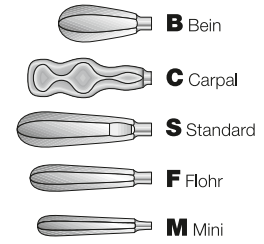
Root Elevators Cryer and Winter

Claw elevators are ideal to extract molars in the mandible after separation of the roots.



The bend of the working ends, combined with the shortened tips, allows a gentle lifting of the opposite root without contact to the neighboring crown.

The special claw elevators are ideal to luxate roots if an apical access is possible from the neighboring alveolus, e.g. if a root has already been removed and if the empty alveolus can be used as access. It is recommended first to remove the root which is bent less.



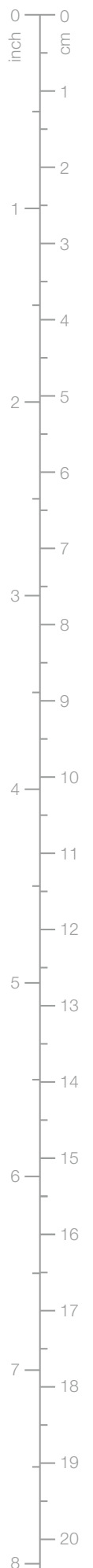
(S) 17.100.39
Cryer

(S) 17.100.40
Cryer



05 ⁰⁵⁻⁶² Extraction

+49 (0) 74 64 / 98 88 0



MADE  **IN GERMANY**

The instruments illustrated in this catalogue are subject to modifications regarding technical progress and improvements.


Scale



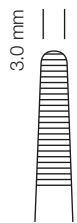
HELMUT ZEPF Oral Surgery and Maxillofacial Instruments

This chapter for Cranio-Maxillo-Facial Surgery includes all instruments required for reconstruction of traumata, diseases, bone fractures, malformations and deformations of the teeth, the oral cavity and for the jaw as well as the face.

The **ZEPF** Forceps



22.200.15



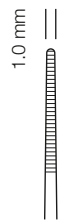
Standard

- 22.200.12** 12 cm **22.200.15** 15.5 cm
- 22.200.13** 13 cm **22.200.20** 20 cm
- 22.200.14** 14.5 cm



Standard, fine

- 22.230.13** 13 cm
- 22.230.14** 14.5 cm



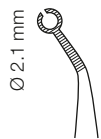
Semken-Taylor

- 22.278.12** 12.5 cm
- 22.278.15** 15 cm



Semken-Taylor, curved

- 22.279.15** 15 cm



Suture Forceps

- 22.106.01** 15.5 cm



De Bakey

- 50.226.16** modif. 16 cm



De Bakey

- 50.229.16** modif. 16 cm



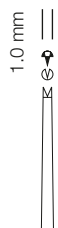
Atraumatic Tissue Forceps acc. to Dentist Beck



22.824.17 17.5 cm



Due to their specially shaped working tips, the Tissue Forceps allow an easy and gentle grip and fixation of the tissue flap. There is no additional traumatism of the soft tissue. The Atraumatic Tissue Forceps can be used in all fields of dentistry and odontology (in surgery, parodontology and implantology).



Semken

22.480.12 12.5 cm

22.480.15 15 cm



Semken, 30° curved

22.481.12 12.5 cm

22.481.15 15 cm



Tissue Forceps, fine, 1 x 2 teeth



22.408.11 11.5 cm

22.408.16 16 cm



22.408.13 13 cm

22.408.20 20 cm

22.408.14 14.5 cm



Tissue Forceps, standard, 1 x 2 teeth


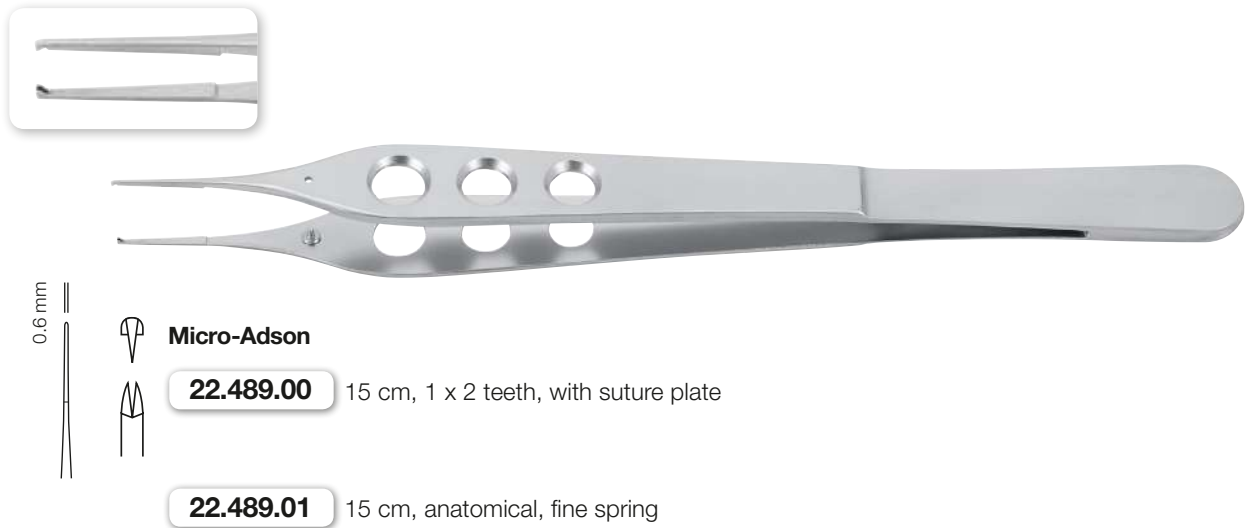

22.400.13 13 cm




22.400.14 14.5 cm

06 06-04 Oral Surgery

+49 (0) 74 64 / 98 88 0






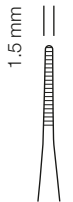
Potts Smith
22.450.18 18 cm, 1 x 2 teeth



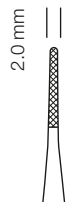
Gerald
22.430.17 17.5 cm, 1 x 2 teeth



Gillies
22.416.15 15 cm, 1 x 2 teeth



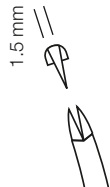
Adson
22.270.12 12 cm



Adson
22.310.12 12 cm, TC
22.310.15 15 cm, TC



Adson
22.486.12 12 cm
22.486.15 15 cm



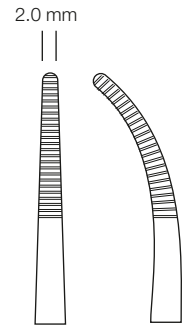
Adson
22.488.20 15 cm





Backhaus

23.709.11 11 cm



23.098.14

23.099.14



Kelly 14 cm



Allis 5 x 6 teeth

23.782.15 15 cm

53.034.19 19 cm

53.034.25 25 cm



Allis 5 x 6 teeth

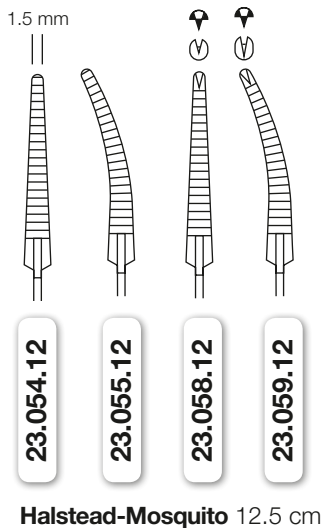
23.781.15 15 cm



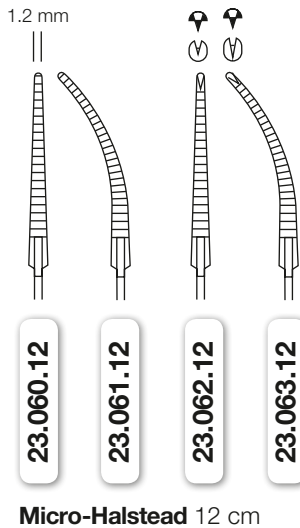
Gross

23.740.20 20 cm, straight

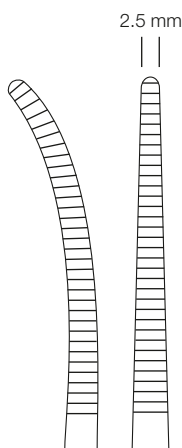

23.741.20 20 cm, curved



Halstead-Mosquito 12.5 cm



Micro-Halstead 12 cm

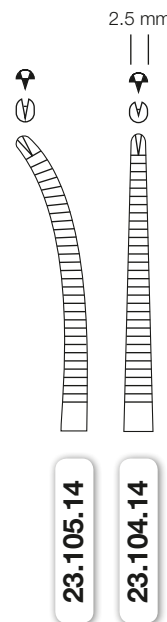


Rochester-Pean straight

- 23.106.14 14 cm
- 23.106.16 16 cm
- 23.106.18 18 cm

Rochester-Pean curved

- 23.107.14 14 cm
- 23.107.16 16 cm
- 23.107.18 18 cm



Kocher 14 cm



Jones

23.705.09 9 cm



The **ZEPF** Retractor

pat. pend. by Dr. Peter Müller, Ebersbach



37.443.00 Retractor acc. to Dr. Peter Müller

Clear, non-tiring retraction in every situation

Retraction of the cheek, lips, tongue and mucoperiosteal flap. The **ZEPF** Retractor is a "quality product from Tuttlingen" and bears the name **HELMUT ZEPF** as seal of quality.

- ergonomic handle
- low-weight, very well-focused instrument
- innovative design
- multipurpose usage
- good view
- smooth surface, manufactured from one piece
- all common disinfection and sterilization methods possible



37.445.01 Hilger

24.089.02 Mouth Mirror Handle, ergonomic, hollow, stainless steel

Retractor, for all Mouth Mirror
Handles Ø 2.5 mm



Silicone Mouth Gag

37.258.40 small

37.258.43 big



Langenbeck

37.351.02 # 2, Finger Protector,

chromium-plated, not stainless



Cawood-Minnesota
mod. by Dr. Müller

37.437.17 16.5 cm



Cawood-Minnesota

37.437.15 15.5 cm

Vestibulum Retractor

acc. to Dr. Müller, Tuttlingen

Working end made of stainless steel,
handle M4.5 mm,
Dr. Ti, made of titanium.

The Vestibulum Retractor acc. to Dr. Müller, Tuttlingen can be used in the dental field for all activities for which it is necessary to have a very good view as well as the best possible dryness.



The application in periodontology as well as in oral surgery is possible as the Vestibulum enables you to retract a complete quadrant. This offers a very good view on your field of work. The instrument can also be used to model the edges in the acrylic technique. The relative drying is possible with one hand which offers a better moulding.

The instrument can be used in many ways and is very easy to apply. This makes it very economical.



37.444.01



Special features of the

Maty Cheek and Lip Retractors:

- suitable for a wide variety of applications
- lightweight
- easy to use
- patient-friendly
- no traumatization of the oral cavity
- usable on upper or lower jaws
- ergonomically designed, saves time, thereby cutting costs
- does not need to be removed when work is interrupted since design prevents the dropping out

Maty Cheek and Lip Retractor

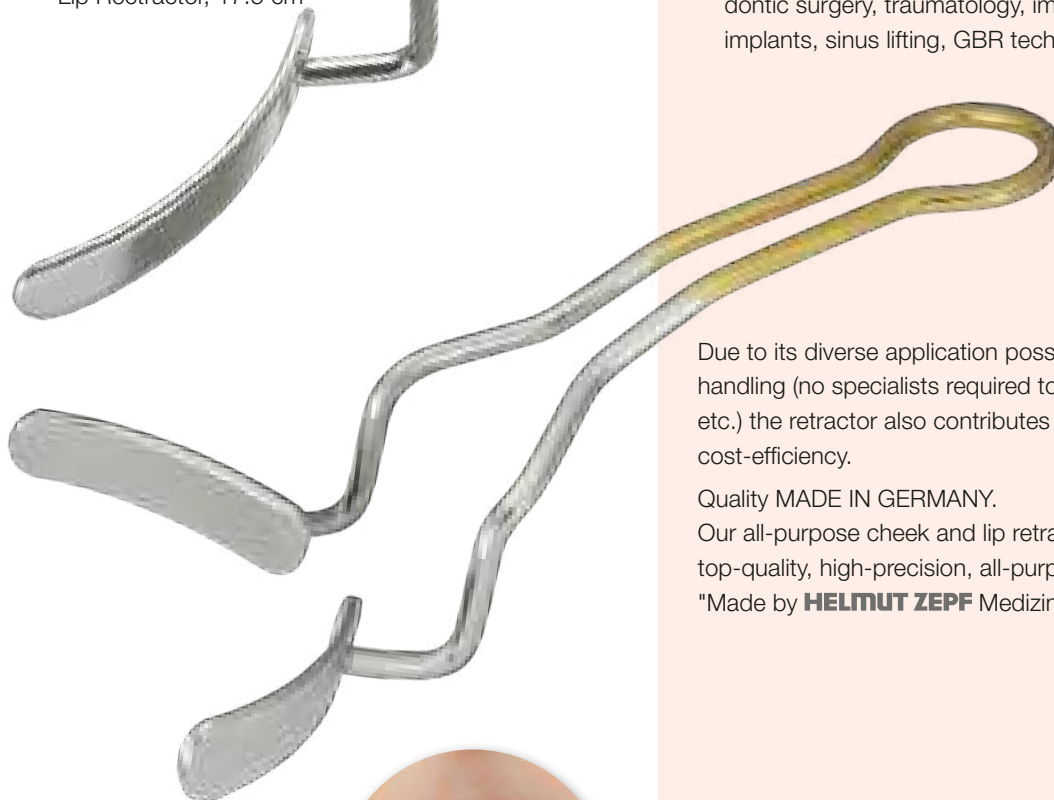
The light weight, versatility and anatomically shaped jaws of this instrument makes it suitable for use in a wide variety of applications in all areas of dentistry.

In prosthodontics, for safe impression technique, determining upper / lower jaw mismatches, fitting crowns, bridges, inlays, etc

- In orthodontics, for fitting brackets, etc.
- In general dentistry, for filling teeth, root-canal work, etc.
- In oral surgery, for outpatient surgery (apicoectomy, osteotomy, tumor and bone surgery, etc.), preprosthodontic surgery, traumatology, implantology (enossal implants, sinus lifting, GBR techniques, etc.)

37.454.00

Maty Cheek and Lip Retractor, 17.5 cm



37.454.02

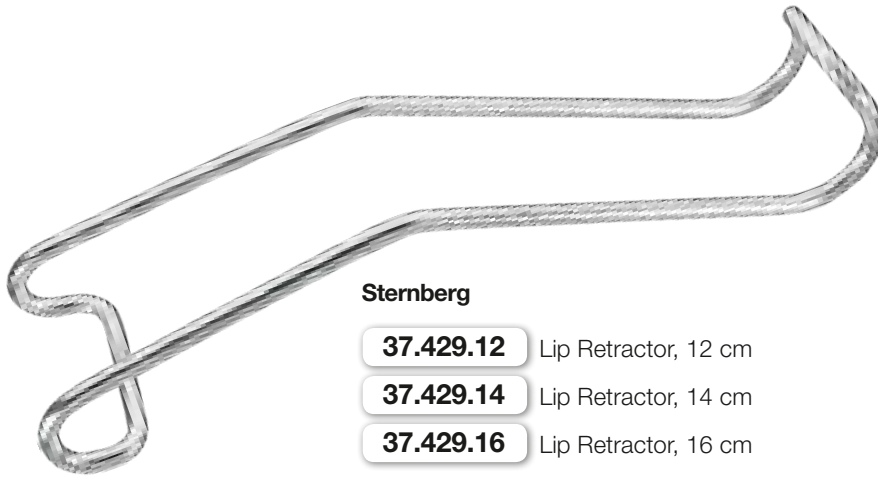
Maty Cheek and Lip Retractor for children



Due to its diverse application possibilities and easy handling (no specialists required to retract lips, cheeks etc.) the retractor also contributes significantly to cost-efficiency.

Quality **MADE IN GERMANY**.

Our all-purpose cheek and lip retractor is yet another top-quality, high-precision, all-purpose instrument "Made by **HELMUT ZEPF** Medizintechnik GmbH".



Sternberg

- 37.429.12** Lip Retractor, 12 cm
- 37.429.14** Lip Retractor, 14 cm
- 37.429.16** Lip Retractor, 16 cm

Kim Retractor

The Kim Retractor is very useful to retract the soft tissue flap in a wisdom tooth extraction.

The working end is rounded, angled by 45° and serrated in the support region, thus allowing an optimal access to this area under excellent support on the bone.

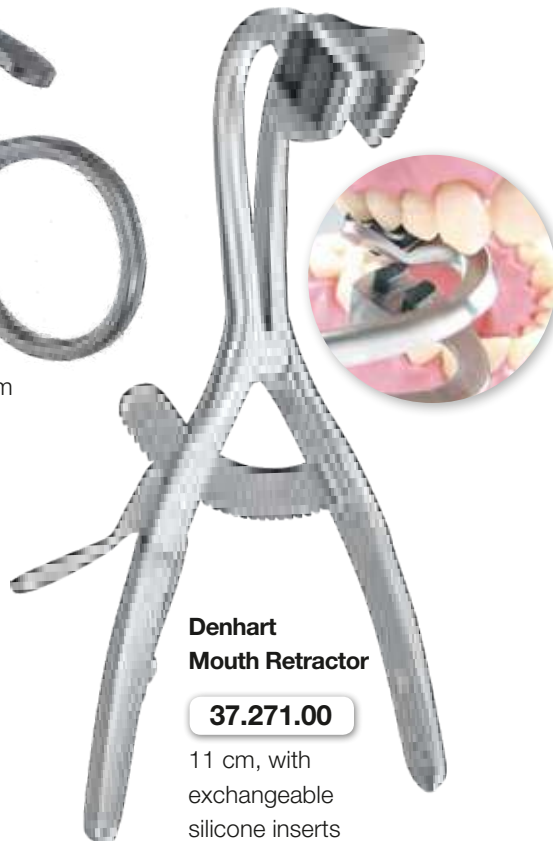


Molt Mouth Props

- 37.261.11** Pado Prop, 11.2 cm
- 37.261.14** Adult Prop, 14 cm

Rowe Disimpaction Forceps 24 cm

- 60.150.24** left variant
- 60.151.24** right variant



Denhart Mouth Retractor

- 37.271.00**
11 cm, with exchangeable silicone inserts



- 19.270.50**
Replacement Inserts for Denhart Mouth Retractor (1 pair)



- 37.446.04**

Retractor acc. to Kim, flat, 45° angled, 10.5 mm wide





38.452.00 Bowdler-Henry's

Rake Retractor for impacted lower wisdoms



38.465.15 Obwegeser

Retractor for mouth, jaw and face surgery, flexible, 15.5 cm



Obwegeser Retractor for mouth, jaw and face surgery, flexible, 16 cm

38.467.08 8 mm

38.467.10 10 mm



Wieder Tongue Depressor

37.426.01 # 1, small

37.426.02 # 2, big





Middelidorpff Retractor, 20 cm

37.441.01 15 x 15 mm

37.441.02 20 x 22 mm

Senn-Miller Retractor, 16 cm

38.076.16 3 prongs, sharp

38.078.16 3 prongs, blunt

Ragnell-Davis Retractor

38.074.14 8 x 4 and 15 x 5 mm

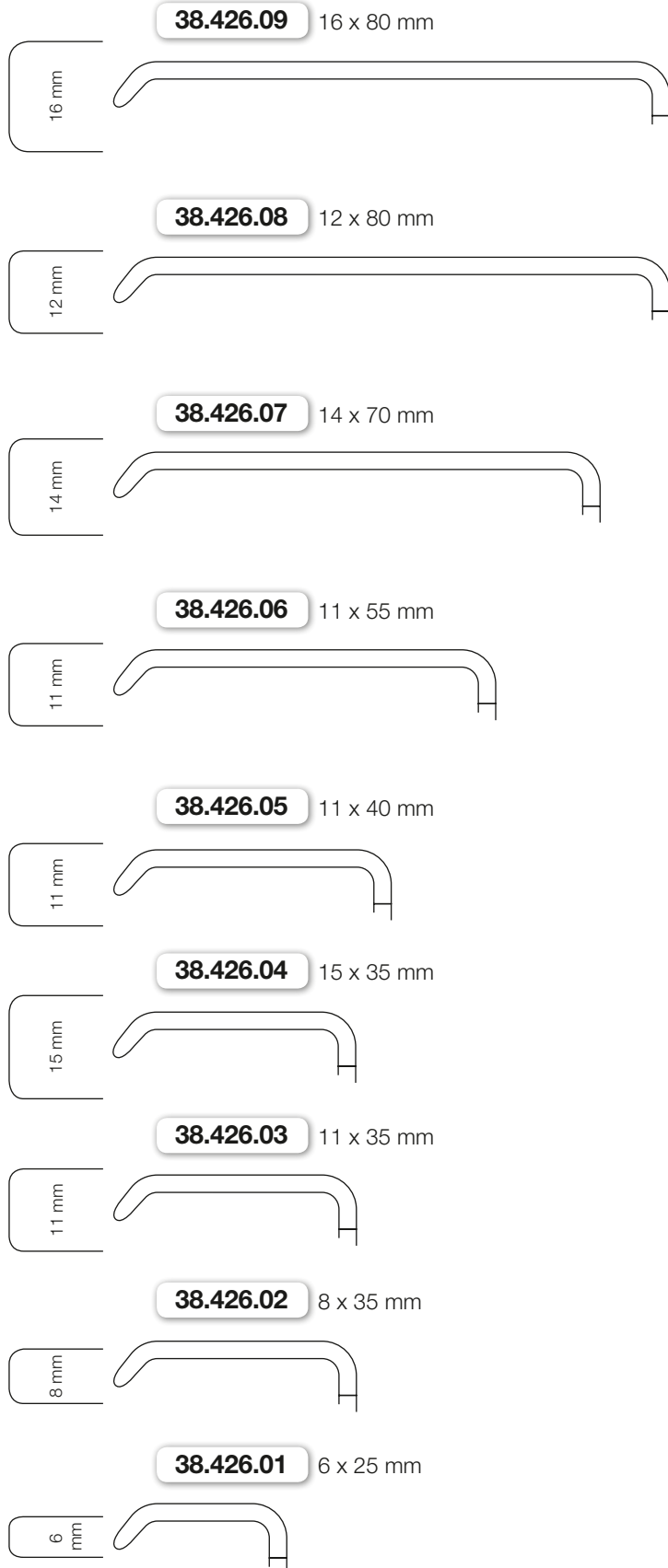
38.471.15 Tessier 15 cm
Mobilization Hook, left

38.473.15 Tessier 15 cm
Mobilization Hook, right



Kocher-Langenbeck

Retractor, 21.5 cm



Langenbeck

Retractor, 21 cm



Combined Retractor and Cheek Retractor

by Schäfer

1 instrument – 2 functions!

The combined retractor is suited for an optimized retraction of lips and the cheek during surgery like implantations and root-tip resections.

Schäfer Retractor and Cheek Retractor

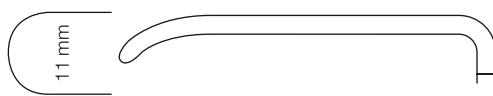
37.440.00 23 cm



38.430.06 13 x 42 mm



38.430.05 11 x 50 mm



38.430.04 11 x 40 mm

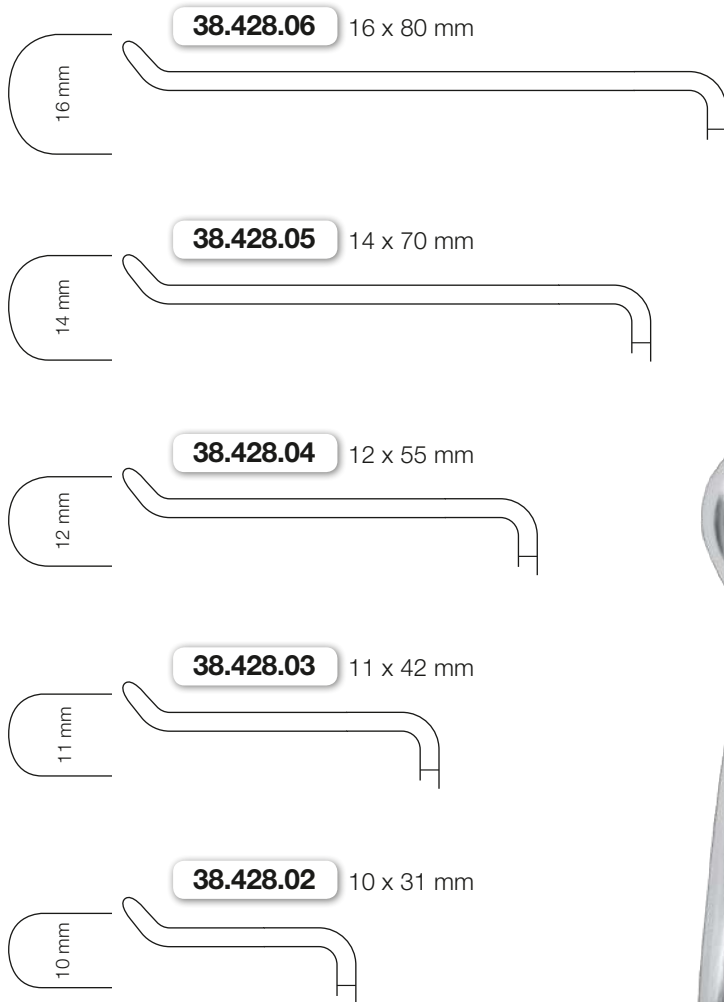


38.430.03 16 x 30 mm



Obwegeser

Soft Tissue Hook, curved, 22 cm

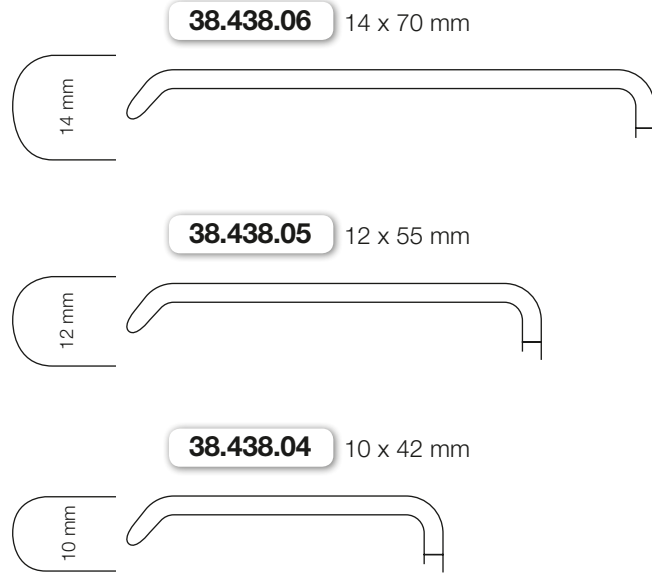




38.427.22 Spina-Nasalis
Retractor, 10 x 42 mm, 22 cm

Obwegeser

Retractor, curved, concave blade, 22 cm



Laster Special Retractor

Special retractor for upper impacted wisdom teeth

The shape of the handle allows to retract the cheek and the mucoperiosteum and to hold another instrument in the same hand simultaneously.

scale 2:1
micro serration



37.438.15

Laster special retractor for upper impacted wisdom teeth, sandblasted handle, polished working tip and micro serration, 100 mm

ZEPF Vestibulum Retractor

acc. to Kapogianni

The **HELMUT ZEPF** Vestibulum Retractor according to Kapogianni is mainly used for the region of the lateral teeth in the upper jaw.



It is meant for the atraumatic holding of the prepared mucoperiosteal flap which is usually retracted in the area of the crista zygomaticoalveolaris. The crista often develops a distinctive osseous bow which makes it impossible to hold it away with a straight retractor.

This instrument is of great advantage especially during operations like the direct sinus lift, big augmentative interventions or other operations in the area from the cuspid to the rear lateral teeth.

Because of the three-dimensional arrangement of both retracting elements of this Vestibulum Retractor, the mucosa is retracted safely and a trauma due to continuous slipping is excluded. Of course, this retractor can be used for anatomically similar bone structures for safe and atraumatic working.



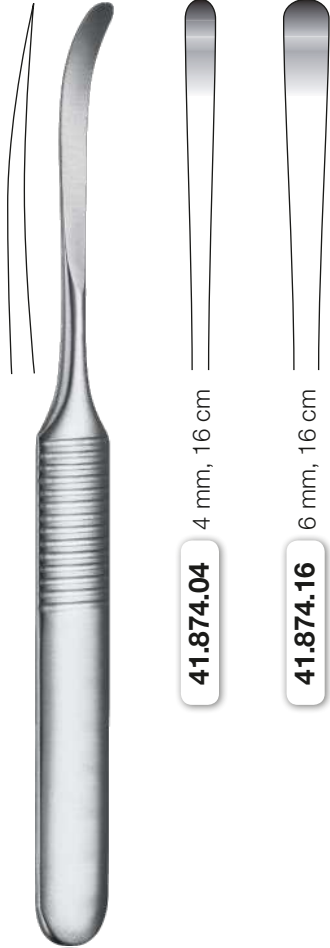
38.448.50

Vestibulum Retractor

by Kapogianni, to retract the prepared mucoperiosteal flap



Williger Raspatories



41.874.04 4 mm, 16 cm

41.874.16 6 mm, 16 cm

Elevators



Seldin 41.877.23 Elevator, # 23, 20 cm

Freer 41.864.02 Elevator, # 2, 5.5 mm, 20 cm

Freer 41.864.01 Elevator, # 1, 4 mm, 18.5 cm



Lucas Scraper double-ended, 17.5 cm

Version Z

non-serrated

Version ZS

serrated



Lucas **41.855.00Z** | Scraper, 1.5 mm | **41.855.00ZS** serrated



Lucas **41.855.01Z** | Scraper, 2.5 mm | **41.855.01ZS** serrated



Lucas **41.855.02Z** | Scraper, 3.0 mm | **41.855.02ZS** serrated



Lucas **41.855.04Z** | Scraper, 5.0 mm

Hemingway
Sharp Spoon



Hemingway
Sharp Spoon,
16.5 cm

41.845.11 

11, 2.5 mm

41.845.22 

22, 3.0 mm

41.845.33 

33, 3.5 mm

ZEPF -Raspatories

Perfectly done.

HELMUT ZEPF Periosteal Elevators have a well-balanced design.


The lame-design handles have a very handy shape. They are extremely easy to rotate, and due to the smooth surface, hygiene problems known from conventional handles are avoided.




Prichard

An arrester and raspatory, all in one.

Usable in all types of periodontic surgery, osteotomy, or root-tip resections. Its sharp, rounded tip is used for preparing papilla / loose tissue for excision. In periodontic treatments, its blunt tip allows arresting several flaps of loose tissue simultaneously. The curvature of its blunt tip makes it also a popular choice for osteotomies in the molar area (8-area), as well as for mirror rasps, since its contacting surfaces are highly polished. Lingual surfaces may be very easily reached.



Prichard 41.878.11 Raspatory, PPR3, Retractor straight, 17.5 cm



Prichard 41.878.12 Raspatory, PPR3, Retractor 30° angled, right



Prichard 41.878.13 Raspatory, PPR3, Retractor 30° angled, left



Prichard 41.878.14
Retractor, left / right combination, 30° angled, double-ended, 17.5 cm

Glickmann

Periosteal Elevator and Flap Knife in one instrument.

The flap knife is as sharp as a scalpel. (It has to be resharpened regularly!). Small additional cuts can be made in the interdental area. You do not have to switch to a standard scalpel. The delicate, round and sharp working tip is used to peel off / to cut the flap.



— 4 mm —

Glickmann 41.862.21 Combination-Instrument, Knife / Raspatory, # 24G, 17.5 cm

Combination-Instruments

Spiculum Raspatory and round Periosteal Elevator, 17.5 cm



— 2.8 mm —

— 2.4 mm —

41.864.30



— 4.2 mm —

— 3.8 mm —

41.864.40



— 4.2 mm —

— 3.8 mm —

41.864.50 curved



— 8 mm —

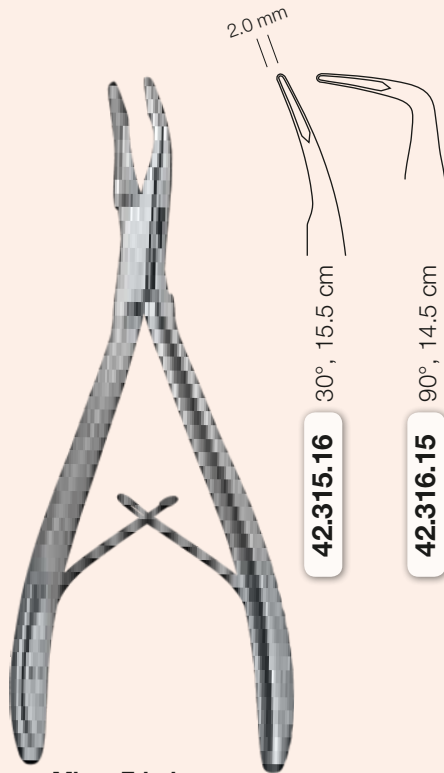
— 11 mm —

41.862.14 Raspatory combination, ZEPF-Line, with drill hole to place pins in the membrane



Micro Friedmann

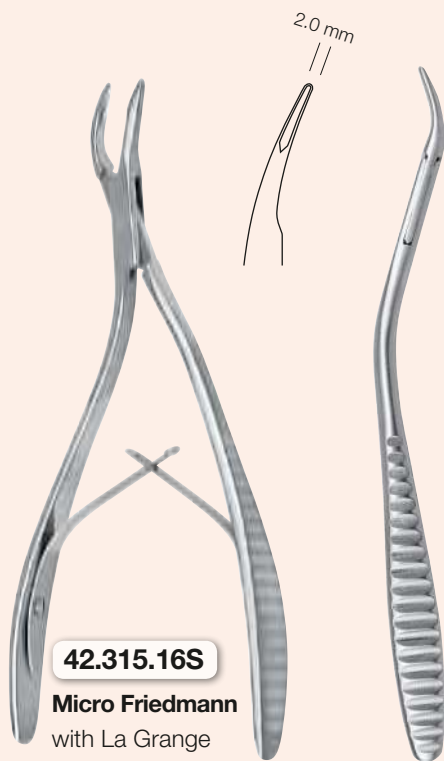
Micro Bone Rongeur Forceps



42.315.16

42.316.15

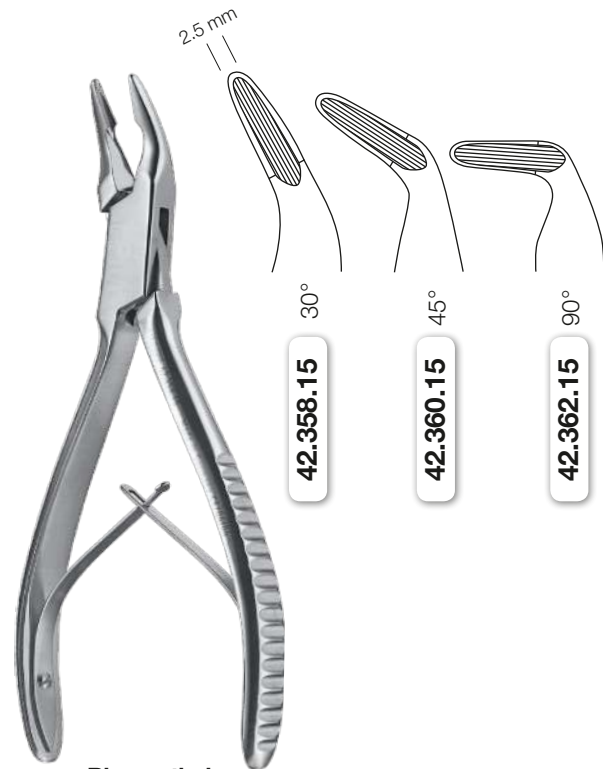
Micro Friedmann
Bone Rongeur Forceps



42.315.16S

Micro Friedmann
with La Grange
Bending (s-shape)
30°, 15.5 cm

Bone Rongeur Forceps

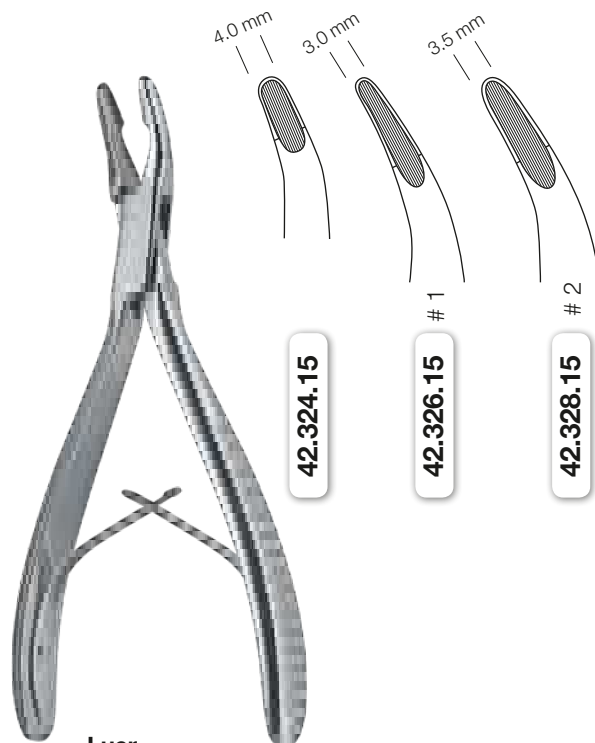


42.358.15

42.360.15

42.362.15

Blumenthal
Bone Rongeur Forceps, 15.5 cm



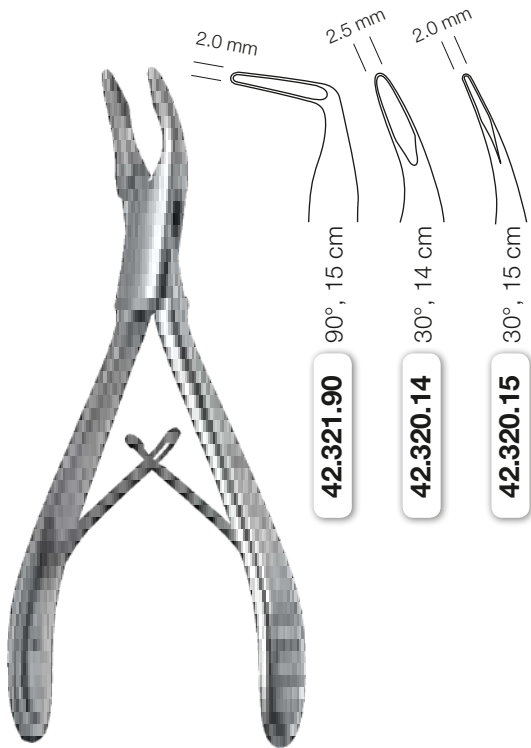
42.324.15

42.326.15

42.328.15

Luer
Bone Rongeur Forceps, 15 cm

Bone Rongeur Forceps



42.321.90 90°, 15 cm

42.320.14 30°, 14 cm

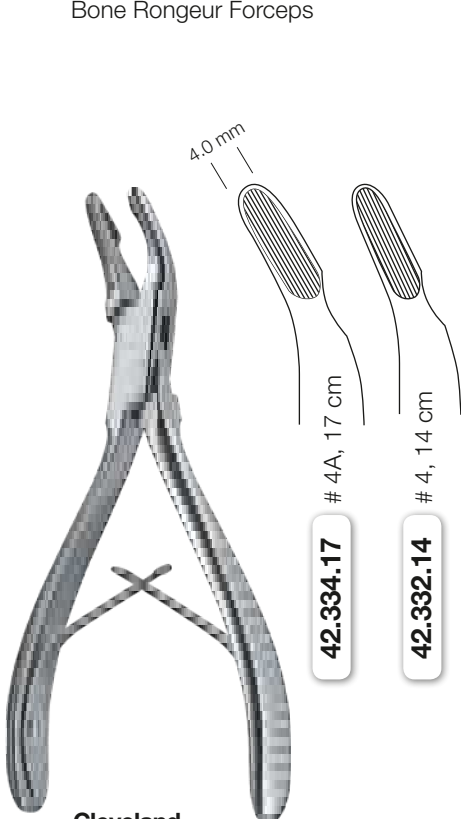
42.320.15 30°, 15 cm

Mini Friedmann
Bone Rongeur Forceps



42.650.18

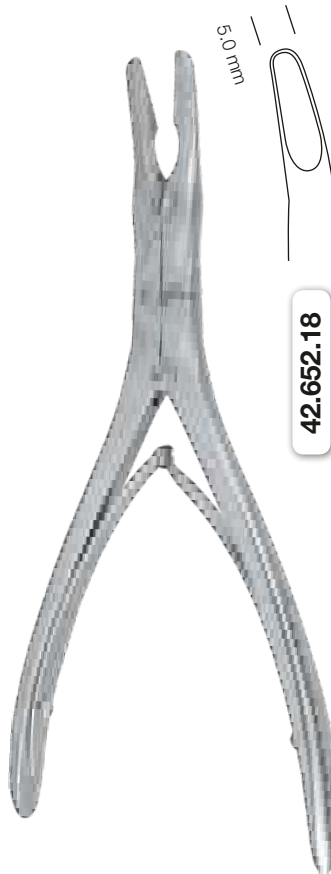
Beyer 18 cm
Bone Rongeur Forceps,
double action



42.334.17 # 4A, 17 cm

42.332.14 # 4, 14 cm

Cleveland
Bone Rongeur Forceps

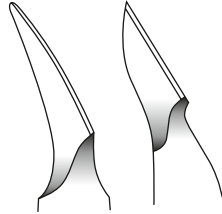


42.652.18

Zaufal-Jansen 18 cm
Bone Rongeur Forceps,
double action



Bone Cutting Forceps



5, 16.5 cm

42.404.16

5S, 14 cm

42.406.14

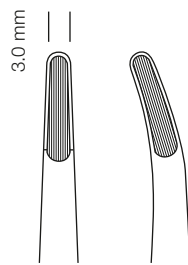
Cleveland
Bone Cutting Forceps



straight
42.620.18

curved
42.621.18

Ruskin-Liston 18.5 cm
Bone Cutting Forceps,
double action

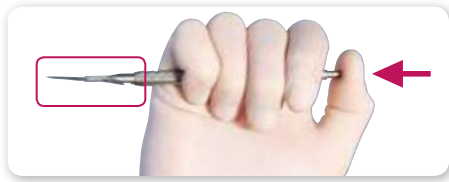


3.0 mm

42.646.15

42.647.15

Böhler 15 cm
Bone Rongeur Forceps and Bone
Cutting Forceps, double action



ZEPF Blade Holder **Drop-Control**

The **ZEPF Drop-Control**® Blade Holder combines the design of the regular blade holder 46.007.00 with a new and revolutionary function. With reference to the mechanism of a ball pen, the blade will be dropped off by pushing the button at the end.



The object of this development was a simplified application with the same diameter of the blade holder. Therefore there is no need to adapt to a new application / ergonomics for our regular blade holder! The **ZEPF 'Drop-Control'**® Blade Holder perfectly fits into our **ZEPF Design** product range for surgery, implantology and microsurgery thanks to its diameter, design and ergonomics.



By pressing the button at the end of the blade holder the mechanism which lifts the blade is triggered off. The blade is pushed forward so that it falls safely and controlled in a tray or cup.

Controlled dropping of the blade

Afterwards the one-hand ejection function moves back in its initial position. After cleaning and sterilization you can insert a new blade – as usual.

The advantage lies in the fact that the used blade can be removed in a safe and controllable way in order to prevent a contaminated injury or infection.



Patent No.: 10 2014 101 658

46.007.02

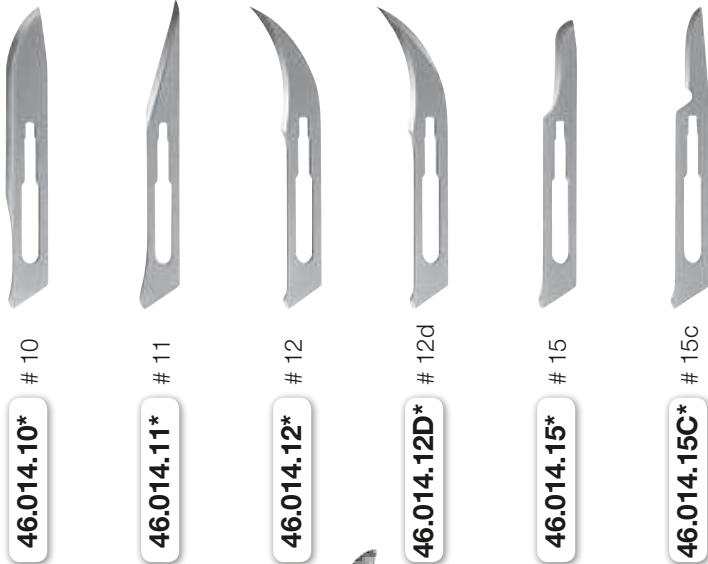
46.007.08
New Design

Drop-Control



Scalpel Blades

Supplied in packs of 100 pieces, sterile



10
46.014.10*

11
46.014.11*

12
46.014.12*


12d
46.014.12D*

15
46.014.15*

15c
46.014.15C*



46.007.00 Scalpel Handle **ZEPP**-Line, straight, for blades # 10 -15, 14.5 cm



46.007.01 Scalpel Handle, **ZEPP**-Line, angled, for blades # 10 -15, 14.5 cm




46.007.40 Parallel Blade Holder, **ZEPP**-Line, distance 1.5 mm
46.007.45 Parallel Blade Holder, **ZEPP**-Line, distance 2.0 mm



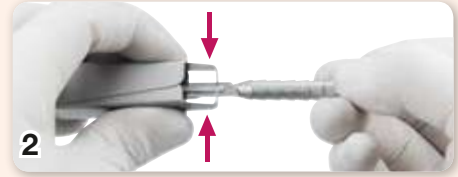
Safety Blade Remover

46.005.65

This practical tool allows safe replacing of scalpel blades.



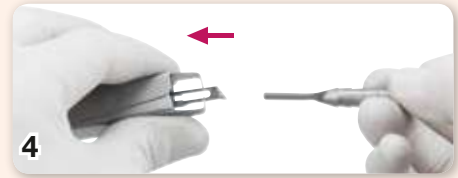
1 Place the blade remover



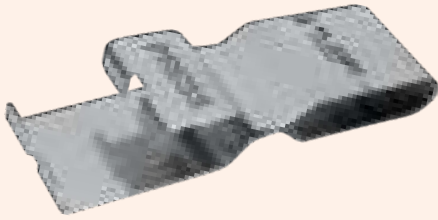
2 Press the blade remover



3 Lever the blade upwards




4 Pull the blade forward and throw it in a containment



Klingex

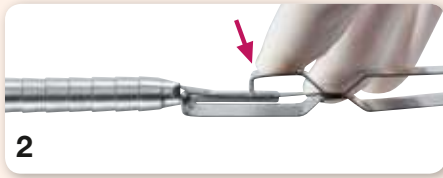
46.005.70

Safety Blade Remover




1

Place the blade



2

Lift the blade by pressing



3

Pull the blade forward

Micro Surgical Scalpel Blades

Supplied in packs of 25 pieces, sterile



63

46.016.03*



64

46.016.04*



67

46.016.07*



69

46.016.09*



46.013.05Z

Scalpel Handle, titanium, ZEPF-Line, light weight, for blades # 10-15, 13.5 cm



46.013.00Z

Micro Surgical Scalpel Handle, titanium, ZEPF-Line, 13.5 cm | 46.013.05 stainless steel



46.010.03

Scalpel Handle, # 3, massive, 12.5 cm




46.010.04

Scalpel Handle, solid, # 3, for blades no. 10 - 15 including scale 0 - 6 cm



ZEPF -Line Instruments

acc. to PD Dr. Weng, 17.5 cm

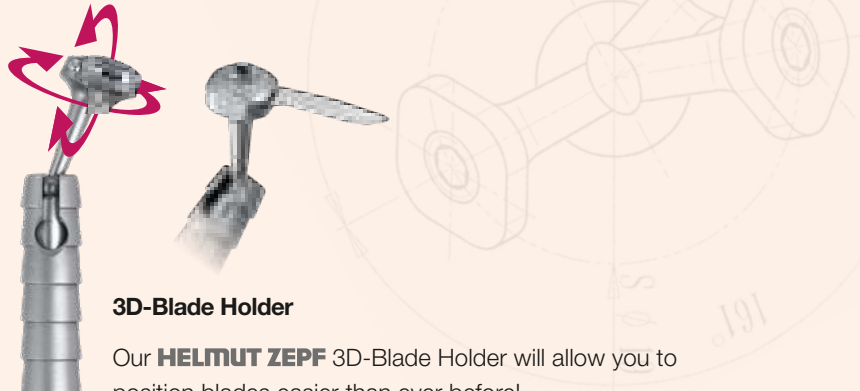


46.035.05 Papillex by PD Dr. Weng, Papilla Elevator, exchangeable

46.035.00 Papilla Elevator for preparation of fine soft tissue structures, inserts, exchangeable

41.864.20 Gingiva Retractor

ZEPF 3D-Blade Holder



3D-Blade Holder

Our **HELMUT ZEPF** 3D-Blade Holder will allow you to position blades easier than ever before!

In designing this blade holder, particular attention was devoted to make it easy to use, clean and sterilize.

46.007.05

3D-Blade Holder Handle **ZEPF**-Line, 12.5 cm

46.007.50

Pivoted Head for 3D-Blade Holder, exchangeable, incl. Allen Key, AF 2.0




46.007.10

3D-Blade Holder Handle with Pivoted Head, 12.5 cm

46.007.11

Allen Key, AF 2.0



Attachments acc. to Dr. Hildebrand, Berlin

Blade Holder



46.007.20

for standard blades # 10-15

Gingiva Retractor




46.007.30

small



46.007.31

big



ZEPF Onyx Scissors


onyx

The Onyx coating offers a 3-5 times higher surface hardness compared to traditional scissors. In combination with the "Supercut" grinding (see page 06-32), this guarantees an extremely long product life and application with very high precision and wear resistance.

The extraordinary surface smoothness is leading to an easy slide of the scissor blades even under highest strain. Due to the physical / chemical combination of the coating, no undesirable reaction will be caused during sterilization or usage of solvents. Furthermore, the anti-glare surface avoids disturbing light reflections.

The article numbers are complemented by **TISC**. For further information on the illustrated scissors, please refer to the following pages.

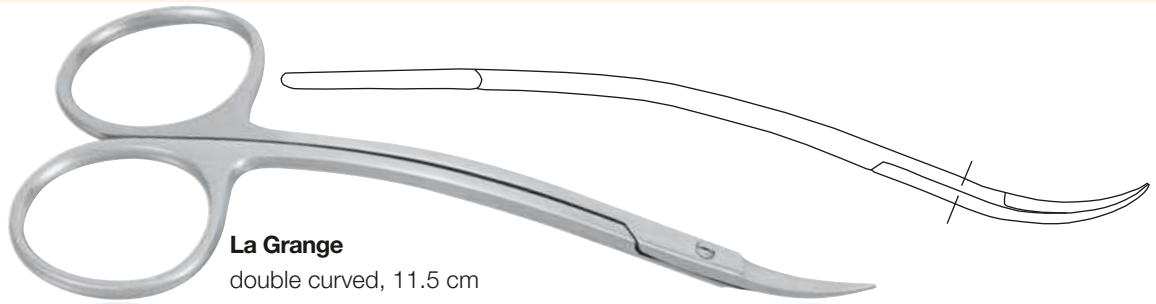
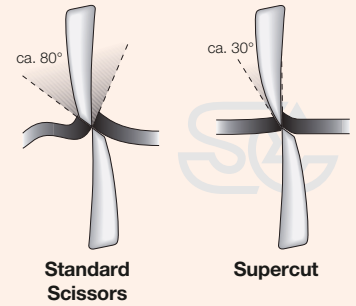


What is  ?

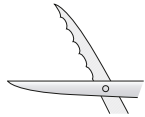
SC stands for "Supercut" and means that scissors with that designation have been specially ground, not only to make them sharper than ordinary scissors, but to yield a much better cutting angle (cf. the accompanying illustrations). One ring is golden.

What is  ?

TC stands for "Tungsten Carbide", a material whose superior strength wear resistance and hardness are its major properties that distinguish it from conventional materials. Both rings are golden.



La Grange
double curved, 11.5 cm



46.057.11

serrated edge



46.057.11SC

serrated edge

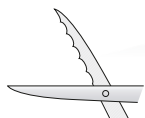


46.057.11TISC

serrated edge



Iris Scissors
extra large rings, 11.5 cm



curved:

46.051.11

serrated edge



46.051.11SC

serrated edge



46.051.11TC

46.050.11TC


serrated edge



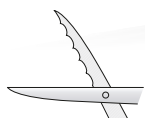
46.051.11TISC

46.050.11TISC

serrated edge



Joseph Scissors
curved, serrated, 14 cm



46.081.16

serrated edge



46.081.16SC

serrated edge



46.081.16TISC

serrated edge



Fine Preparation Scissors

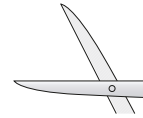
The curved blunt Preparation Scissors are used for preparation in the least traumatic way of separating tissue into connective tissue layers.

The surgeon pushes the scissor parallel to the skin or to the level of the layers which should be separated (picture 2), opens the scissor and pulls it back in an opened position.

The tissue layers are separated by spreading movements of the scissor blades and the required layer is opened (picture 3).

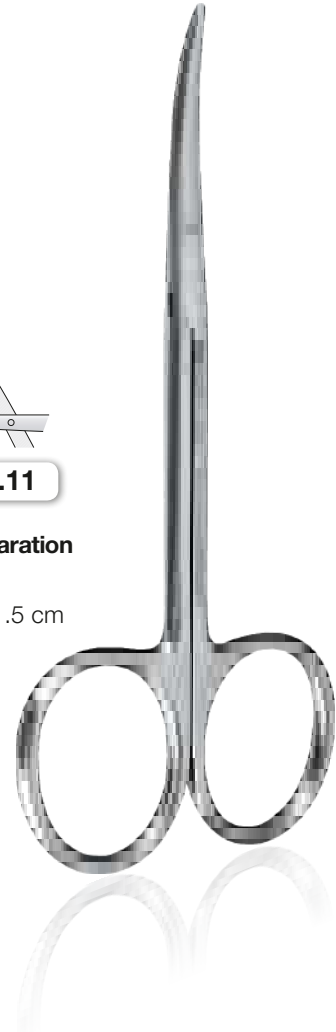
The tip of the scissor is usually facing the less sensitive structures.

In the second instance the scissor is used for cutting.

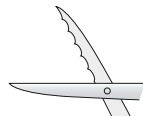


46.069.11

Fine Preparation Scissors
curved, 11.5 cm



Goldman-Fox
curved, 13 cm



curved: **46.201.13**



46.201.13SC



46.201.13TC



46.201.13TISC

straight:

46.200.13

serrated edge

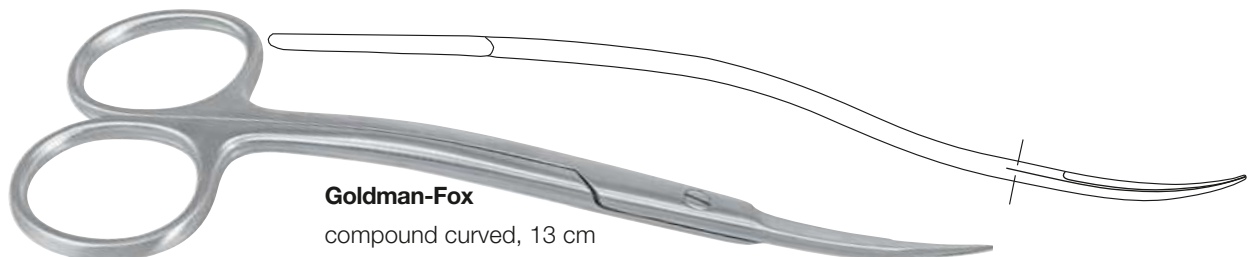
46.200.13SC

serrated edge

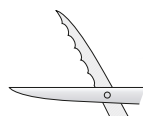
46.200.13TC

46.200.13TISC

serrated edge



Goldman-Fox
compound curved, 13 cm



46.207.13

serrated edge



46.207.13SC

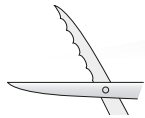
serrated edge



Scissors




Locklin Scissors
serrated, offset tips, 16 cm




46.111.16

serrated edge

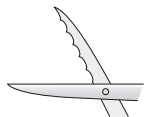


46.111.16SC

serrated edge



Kelly Scissors
curved, serrated, 16 cm



46.077.16

serrated edge



46.077.16SC

serrated edge



46.077.16TC

serrated edge

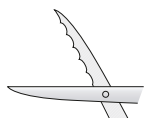


46.077.16TISC

serrated edge



Metzenbaum Preparation Scissors
1, blunt/blunt, curved, 14 cm



46.431.14

serrated edge



46.431.14SC

serrated edge



46.431.14TISC

serrated edge





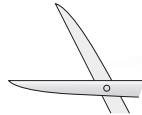
Tower Point Scissors
tapered tips, curved, 12 cm



46.221.12



Metzenbaum-Fino
blunt/blunt, round, 14.5 cm

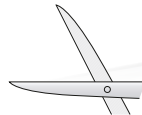


straight: **46.516.14**

curved: **46.517.14**



Spencer
Ligature Scissors

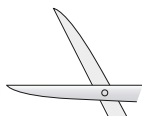


9 cm: **46.640.09**

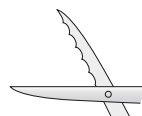
13 cm: **46.640.13**



Dean
Howard Müller, 17 cm




46.121.17



46.123.17

serrated edge



46.123.17SC

serrated edge



46.123.17TC

serrated edge



46.123.17TISC

serrated edge





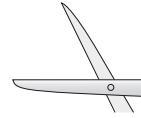
Surgical Scissors
2, straight, blunt / blunt

13 cm:

46.402.13

14.5 cm:

46.402.14



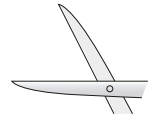
Surgical Scissors
3, straight, pointed / pointed

13 cm:

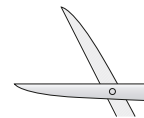
46.404.13

14.5 cm:

46.404.14



Universal Crown Scissors
12 cm



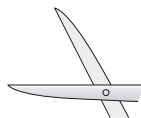
46.685.12



46.885.12TC



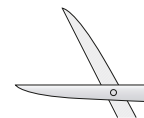
Beebee
Crown Scissors,
straight, pointed, 10 cm



46.674.10




Beebee
Crown Scissors,
curved, pointed, 10 cm



46.675.10

Needle Holder



Mathieu 2/0 - 4/0
straight with TC



14 cm: **41.310.14TC**
17 cm: **41.310.17TC**

Mathieu 3/0 - 4/0
straight without TC



14 cm: **41.262.14**
17 cm: **41.262.17**



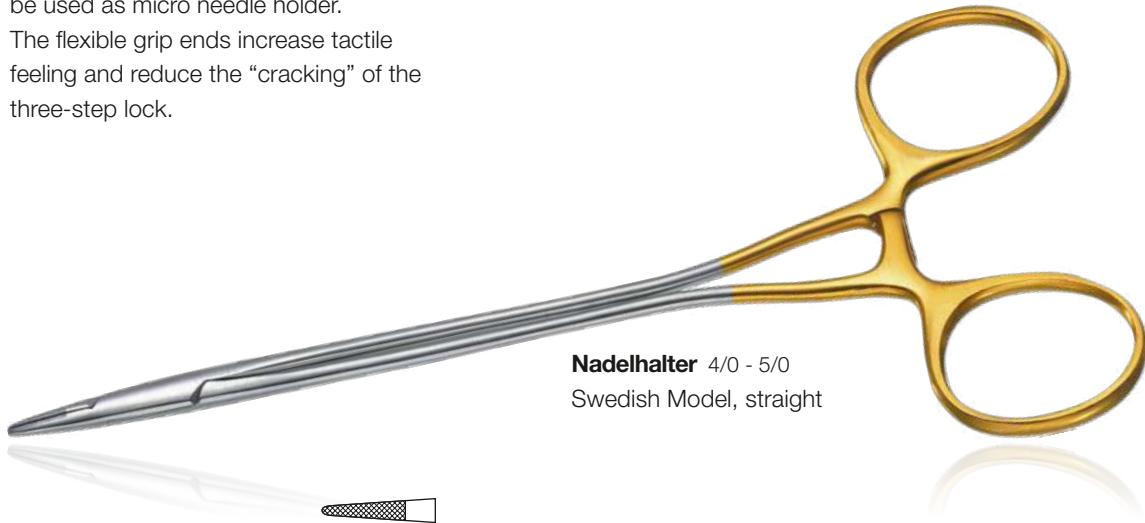
14 cm: **41.264.14**
17 cm: **41.264.17**



Needle Holder

Swedish Model

A very fine needle holder which can also be used as micro needle holder. The flexible grip ends increase tactile feeling and reduce the "cracking" of the three-step lock.



Nadelhalter 4/0 - 5/0
Swedish Model, straight

15 cm: **41.246.15TC**



Mayo-Hegar 3/0 - 4/0
straight

14 cm: **41.258.14TC**

16 cm: **41.258.16TC**

18 cm: **41.258.18TC**

14 cm: **41.256.14**

16 cm: **41.256.16**

18 cm: **41.256.18**



Derf 3/0 - 4/0
straight

12.5 cm:

41.362.12

12.5 cm:

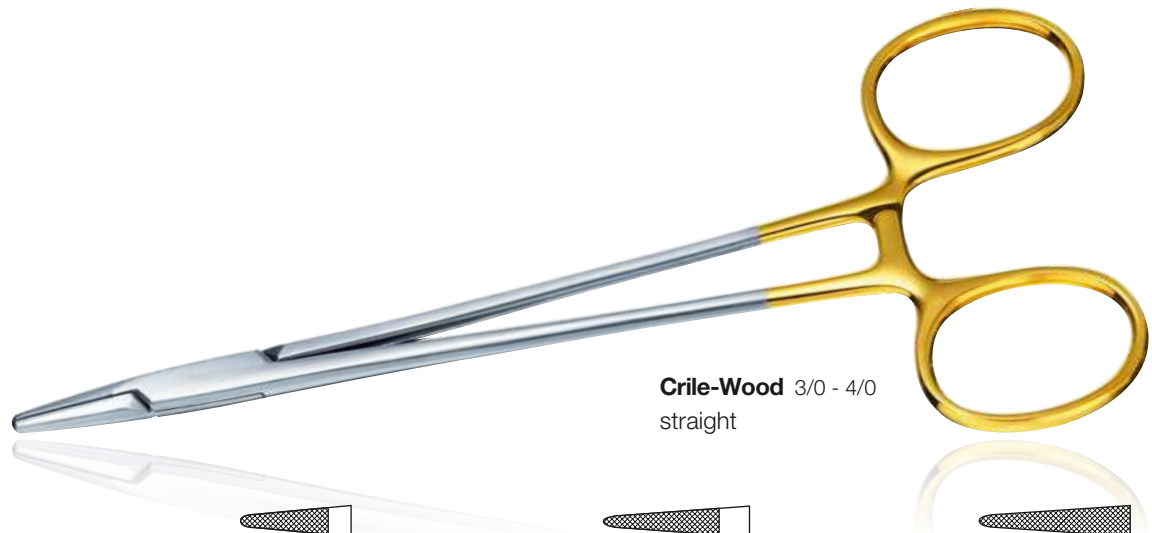
41.240.12



Ryder 3/0 - 4/0
straight

15 cm:

41.352.15TC



Crile-Wood 3/0 - 4/0
straight

15 cm:

41.252.15TC

18 cm:

41.252.18TC

15 cm:

41.250.15



Surgical Aspirators


Curved, with slot against sucking in, 17.5 cm



19.649.15 Ø 1.5 mm



19.649.30 Ø 3.0 mm



19.649.50 Ø 5.0 mm

SINUS-Line

The specially bent Sinus-Line Aspirators with titanium tip were developed by Dr. Maty.



19.651.15 Surgical Aspirator, titanium tip, Ø 1.5 mm

19.651.30 Surgical Aspirator, titanium tip, Ø 3.0 mm



19.651.13 Surgical Aspirator, with slot, titanium tip, Ø 1.5 mm

19.651.14 Surgical Aspirator, with slot, titanium tip, Ø 3.0 mm



19.651.15M Surgical Micro Aspirator, titanium tip, Ø 1.5 x 15 mm, modified tip by Dr. Shakibaie-M.

Syringes and Cannulas



19.762.00

Cannula with Luer-Lock Connector



85.252.140

Round Bowl, stainless steel, Ø 80 mm x 40 mm high, content 0.14 l



85.264.350

Round Bowl, stainless steel, Ø 116 mm x 50 mm high, content 0.35 l



19.750.00

Metal Syringe, self-filling, with 1 cannula (Luer-Lock)



19.700.00

Adjusting Screw with slot, compatible for all cartridge syringes



19.700.05

Adjusting Screw for cream cannula



19.710.18

Cartridge Syringe Breech-Loading-System, 3 aspiration hooks, 1.8 ml, with ring



Frazier

Suction Cannula, 18 cm

19.641.02 Ø 2 mm

19.641.03 Ø 3 mm



Retraction-Thread Plugger

The ergonomic shape of the instrument tips allows plugging of the thread even in difficult spots.

The notch at the tips make it substantially easier to tie the thread around the tooth, the thread remains in the pocket and does not stick to the instrument.



The plugger is made of stainless steel and has the new **ZEPF BIONIK** Handle.



24.548.01 Retraction-Thread Plugger, exchangeable

Probes

Antrum Probe



19.576.13 Ø 1.5 mm, 13 cm

19.574.14 Ø 1.0 mm, 14.5 cm

19.576.14 Ø 1.5 mm, 14.5 cm

19.574.16 Ø 1.0 mm, 16 cm

19.576.16 Ø 2.0 mm, 16 cm

Luniatschek



19.600.18 Cotton Plugger, 1.8 mm, fine, 17.5 cm

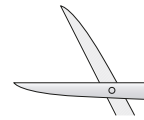


19.600.25 Cotton Plugger, 2.5 mm, wide, 17.5 cm





Universal Crown Scissors
12 cm



46.685.12



46.885.12TC

Miller Bone- & Alveolotomy File

Parallel cut, 17.5 cm



41.881.01 # 1



41.881.02 # 2



31.760.11

Wire Cutting Pliers,
max. 0.7 mm,
hard steel inserts,
12.5 cm



Wire Seizing / Ligature Pliers and Fracture Splint



41.905.00 100 cm
Fracture Splint



41.914.16
Wire Sizing Pliers / Ligature Pliers,
16 cm, with TC inserts



41.916.15 15 cm

Wire Sizing Pliers / Ligature Pliers



41.917.15 15 cm

Wire Sizing Pliers / Ligature Pliers
with TC inserts

Mirrors for Interoral Photography

Titanium-coated front surface for very clear picture.



24.058.01

Mirror for adults,
palatal pictures,
width 6.8 cm



24.058.02

Mirror for children,
palatal pictures,
width 5.5 cm



24.058.03

Mirror for lateral
pictures,
width 3.5 cm



24.058.04

Mirror for lingual
pictures,
width 5.4 cm



for occlusal pictures
Big Mirror, 6.8 cm



for lingual pictures
Small Mirror, 5.5 cm

24.058.10

1 pair of Mirrors,
stainless steel, polished



ZEPF Bone Holding Forceps

acc. to Dr. Howard Gluckman



23.105.50

ZEPF Bone Holding Forceps
acc. to Dr. Howard Gluckman



Dr. Howard Gluckman

Specialist in Periodontics, Implantology and Oral Medicine
Director of Implant & Aesthetic Academy, Cape Town, South Africa

“Bone holding forceps that I have tried so far are always very difficult to handle and some require 2 hands to use them effectively. A big problem for me was that the forceps usually got in the way and made screwing the bone blocks into position difficult. This inspired me to create a bone holding forceps that allowed one to effectively hold the bone plate or the bone block and at the same time having adequate space for the bone screws and driver.

The holder is easy to use with one hand due to the ratchet design and firmly grips either the bone plate or block on its own, thereby allowing fixation of the plate at the desired distance from the bone; if you utilise the Khoury technique; or to hold both bone block and recipient site thereby enabling easy bone fixation. The bone vice is designed to work with both large and small blocks.”





41.501.01

with exchangeable plastic inserts,
Ø 25 mm, light metal handle, by Dr. Vollmer

41.500.17 Hammer, lead-filled, Ø 20 mm, 140 g, 16.5 cm

41.500.17M Hammer, massive, Ø 20 mm, 130 g, 16.5 cm

41.506.17

Mead Hammer with exchangeable plastic inserts, 19 cm

Hammer, Ferrozell

The big hammer lies perfectly in the hand. Due to its (woodlike) material consistency, it offers a superior feeling in osteotomizing. No feel of metal, no loosening of plastic inserts – You always have the feeling of hitting perfectly and of regulating the pressure and the speed...

A true miracle of dental surgery and a must for each OT Set – not only for “big” surgeons!



41.503.00

Hammer, Ferrozell, head Ø 42 mm, 170 g,
total weight 240 g, 260 mm long

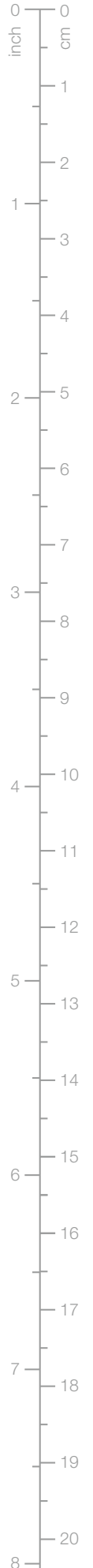
41.503.01

Hammer, Ferrozell, head Ø 35 mm, 100 g,
total weight 180 g, 250 mm long, fitting washbasket



06 ⁰⁶⁻⁴⁸ Oral Surgery

+49 (0) 74 64 / 98 88 0



MADE IN GERMANY

The instruments illustrated in this catalogue are subject to modifications regarding technical progress and improvements.

Scale

The **ZEPF** ECO ImplaTool Set
acc. to Dr. Hildebrand
in cobalt-blue or lightred-magenta



24.961.06

24.961.05



Content: ZEPF ECO Implatool Set

The ZEPF ECO Implatool Set in cobalt-blue **24.961.05** or lightred-magenta **24.961.06**.

Out of his own experience Dr. Hildebrand came up with a complete instrument set for the whole oral surgery and the treatment in the implantology and periodontology. No matter if classical or new conceptions, like sinus elevation or microsurgical interventions, all demands can be covered.

Special raspatories, elevators and dissecting instruments enable and simplify surgical procedures and mainly non-traumatic operations. The exchangeable working tips inserted in the ergonomic **BIONIK** handle offer highest economy and best tactile handling.

Clearly organized in a washbasket – so everything is always easily at hand for the practitioner.



24.751.520W

Dissector, blunt | Papillex

24.751.178

46.036.11

46.036.21



24.751.179

Back Action 90° | Scalpel, sharp, 4 mm

24.751.512

41.853.11

41.853.21



24.751.176 S

Plugger, 5 mm | Spoon, 6 mm

24.751.177

41.854.11

41.854.21



24.751.150

Prichard Raspatory, 4 mm | Prichard Spatula

24.751.126

41.854.12

41.854.22



24.072.22.

MEGAduo Mouth Mirror Insert,

26.194.07

26.194.05

BIONIK Universal Handle single-ended



41.751.012LU

Curette Lucas, 2.5 mm

41.751.011LU

41.855.20

41.855.22



24.751.155

Sinus Elevator, double-ended, acc. to Ho-Hi

24.751.156

41.854.13

41.854.23



24.751.107HF

Hygienist, very fine version # H6 | # H7

24.751.106HF

24.207.06HF

24.205.06HF



24.455.06

Probe # 16 | PA Probe North Carolina CNC

24.098.03A

24.853.14

24.853.24



Content: **ZEPF** ECO ImplaTool Set



4/0 - 8/0

41.200.17TC

Micro Needle Holder
ZEPF-Line, with lock & protected inner spring, SpinLock, stainless steel, 17.5 cm, TC



46.081.16SC

Joseph Scissors
curved, micro serrated, SuperCut, 14 cm



Patent No. 10 2014 101 658

46.007.02

Drop-Control
Scalpel Blade Holder



0.6 mm



22.489.00

Micro-Adson
1 x 2 teeth, with suture plate, 15 cm



22.025.03


Tweezers
with stop-pin, ergonomic, 15 cm

Bone Scraper

Collecting autologous bone material.

In oral surgery bone replacements and bone structures are often combined with autologous bone pieces during augmentations in order to use their osteoinductive effect. The Bone Scraper is the perfect instrument for an easy and quick collection of autologous bone structures. It enables you to scrape, collect and transplant the patients' own bone. Everything can be done without the usage of bone filter, trephine bur, saw or bone mill.

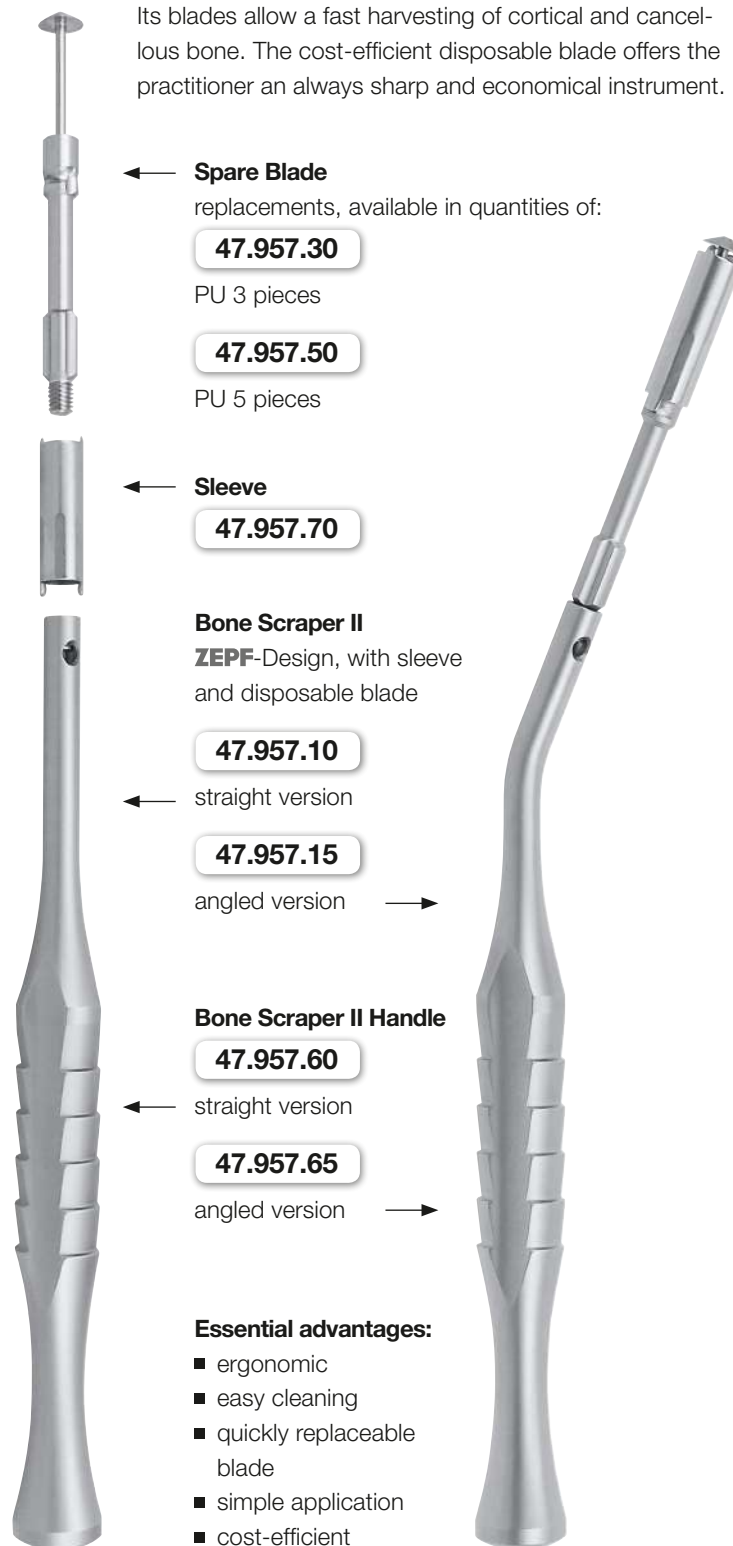
The blade makes a collection of cortical and spongy bone possible. The bone is collected in a chamber during the scraping and at the same time the bone is being mixed with blood. The bone material can be implanted directly out of the Bone Scraper which has been sterilized before.




ZEPF Bone Scraper II



By using the Bone Scraper, instruments like bone filters, trephines, saws and bone mills are no longer necessary. Its blades allow a fast harvesting of cortical and cancellous bone. The cost-efficient disposable blade offers the practitioner an always sharp and economical instrument.



New Osteotome Kit



47.937.00

New Osteotome Kit



Content: New Osteotome Kit



47.502.10

Screwdriver Handle with extension,
RA-Hex connection with shock absorption,
for screwing and hammering application

Screw-Osteotome Inserts

RA-Hex connection with shock absorption



47.937.10

Ø shank 2.7 mm,
Ø tip 2.0 mm



47.937.11

Ø shank 3.2 mm,
Ø tip 2.7 mm

New Osteotome Inserts

RA-Hex connection with shock absorption,
graduation 7/10/13/15/18/20 mm



47.937.12

Ø shank 3.7 mm,
Ø tip 3.2 mm



47.937.13

Ø shank 4.2 mm,
Ø tip 3.7 mm



47.937.14

Ø shank 5.0 mm,
Ø tip 4.2 mm

Without illustration

85.182.50

1/3 Washtray System

47.937.01

Tray for New Osteotome Kit

Optional Accessories

not included in the set



47.937.05

Ø shank 5.0 mm,
Ø tip 4.2 mm




47.950.03

Pin Applicator, short,
to apply titanium pins



85.255.02

Storage Box
for 10 titanium pins



47.099.50

Bone Splitting System
acc. to Dr. Vollmer & Dr. Valentin



Bone Splitting System

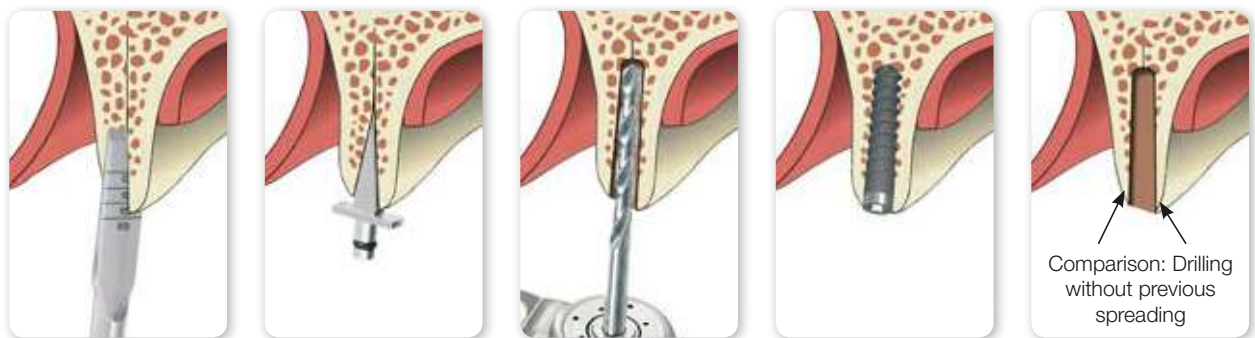
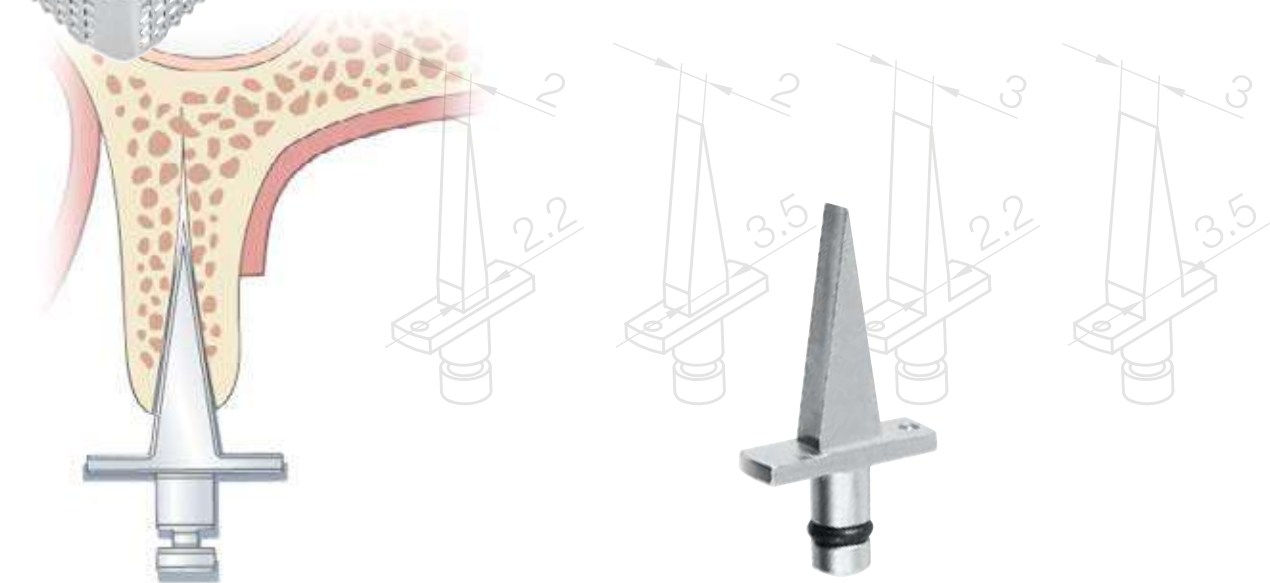
acc. to Dr. Vollmer & Dr. Valentin

A successful implantation primarily depends on sufficient bone in the region of the alveolar process and especially on the quality of the bone. Only a stable bone structure can guarantee a safe anchorage of the implant.

In addition to modern augmentation methods, the bone splitting technique is becoming more and more important.

The principle is based on the creation of a similar alveolar cavity in the maxillary crest with a good potential of regeneration.

For this indication, the experienced implantologists Dr. Vollmer and Dr. Valentin have developed exactly adapted system components for different anatomical situations in co-operation with the company .



At first, the maxillary crest which has become too small due to atrophy is being separated in its longitudinal direction by diamond discs. Thereafter, it is split carefully by means of chisels. In doing so, the lateral cortical bone lamellae are preferably displaced in labial direction.



After these preparatory steps, small wedges are inserted in the gap. In each case, two wedges are used as placeholders for the drilling of the implant bed and the insertion of the implant.

While drilling, the bone lamellae are reliably prevented from springing back. Upon insertion of the implants and removal of the inter-implantary wedges, the remaining gaps can be filled with augmentation material in order to allow an augmentation and, in opportune cases, an immediate and simultaneous implantation.

Content: Bone Splitting System



47.949.11 Pointed Chisel 4 mm



47.949.12 Pointed Chisel 6 mm



47.949.13 Pointed Chisel 8 mm



07 ⁰⁷⁻¹⁰ Implantology

+49 (0) 74 64 / 98 88 0

Hammer



41.501.01 acc. to Dr. Vollmer
Hammer with light metal handle and
exchangeable plastic inserts Ø 25 mm

Separating Discs



47.099.08

Separating Disc Ø 8 mm



47.099.10

Separating Disc Ø 10 mm

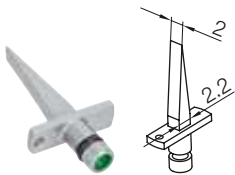


Wedge Applicator



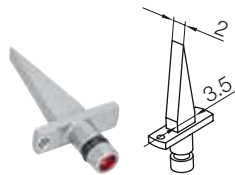
47.099.20 Wedge Applicator

Inter-Implantary Wedges



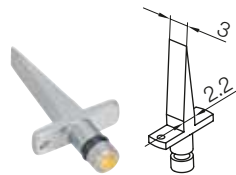
47.099.31

Wedge 2 mm /
2.2 mm, green



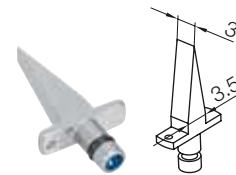
47.099.32

Wedge 2 mm /
3.5 mm, red



47.099.33

Wedge 3 mm /
2.2 mm, yellow


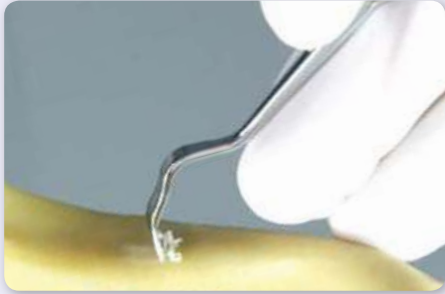


47.099.34

Wedge 3 mm /
3.5 mm, blue

Back Action Chisel

Modified as Bone Scraper in different widths, to gain autologous bone during operation.



Bone Fitting Set

acc. to Dr. Hohl & Dr. Hildebrand

47.949.95

Bone chisels are used to gain bone chips, to shape bone structures and to widen bones from the cranial side. The pointed chisels are used for the first widening of the maxillary crest. The flat chisels smoothen and shape bone structures.



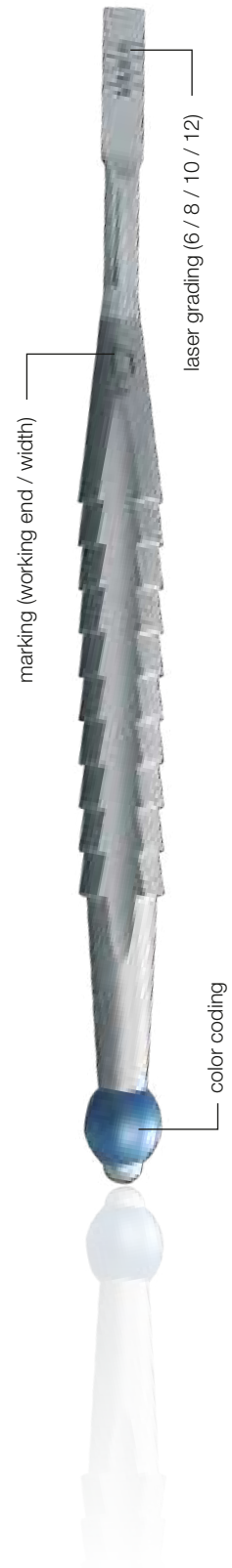
Content:
Bone Fitting Set



-  **47.949.11** (4.0 mm)
-  **47.949.12** (6.0 mm)
-  **47.949.13** (8.0 mm)



-  **47.949.21** (4.0 mm)
-  **47.949.22** (6.0 mm)
-  **47.949.23** (8.0 mm)





Osteotome Set
with exchangeable inserts

47.961.00

- 1 x washtray 85.184.26
- 2 x handle 17.700.00
- 12 x insert (as illustrated)

See pages 10-01 to 10-05
for washtrays, washbaskets
and Tray-in-Tray-System!



17.700.40



17.700.00 Handle for exchangeable inserts



47.961.20




17.700.45 Clamping Screw



convex	concave	measure	depth	grading
47.961.20	47.962.20	Ø 2.0 mm	20 mm (for 2.0)	9/11/13/16
47.961.28	47.962.28	Ø 2.0 - 2.8 mm	20 mm (for 2.8)	9/11/13/16
47.961.33	47.962.33	Ø 2.8 - 3.3 mm	20 mm (for 3.3 / 3.8)	9/11/13/16
47.961.38	47.962.38	Ø 3.4 - 3.8 mm	20 mm (for 4.3)	9/11/13/16
47.961.43	47.962.43	Ø 3.9 - 4.3 mm	20 mm (for 5.0 / 6.0)	9/11/13/16
47.963.50	47.962.50	Ø 5.0 mm	20 mm (for 5.0)	-
47.963.60		Ø 6.0 mm	20 mm (for 6.0)	-

Hollow Cylinder Osteotomes acc. to Dr. Vollmer & Dr. Valentin

With the ejector, which will be positioned at the distal end, the gained bone material can be implanted efficiently in another place. Comparable with solid osteotomes it comes to a condensing of the bone in order to get a better primary stability for the implant in a cancellous bone.



47.750.03 Ø 3 mm

47.750.04 Ø 4 mm



47.750.13 Ejector Ø 3 mm

47.750.14 Ejector Ø 4 mm



Osteotome Set

47.940.00

Osteotome Set, straight

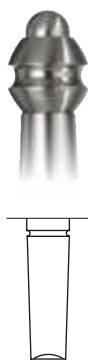
47.940.01

Osteotome Set, angulated






always including

85.180.00






Washtray 1/1,
for max. 16 hand instruments
incl. 2 silicone rubbers and instrument
retainer, 275 x 178 x 24 mm




concave straight




-  **47.942.20** Ø 2.0 (for 2.0)
-  **47.942.28** Ø 2.3 / 2.8 (for 2.8 / 3.3)
-  **47.942.33** Ø 2.8 / 3.3 (for 3.3 / 3.8)
-  **47.942.38** Ø 3.4 / 3.8 (for 4.3)
-  **47.942.43** Ø 3.9 / 4.3 (for 5.0 / 6.0)

concave angulated






-  **47.943.20** Ø 2.0 (for 2.0)
-  **47.943.28** Ø 2.3 / 2.8 (for 2.8 / 3.3)
-  **47.943.33** Ø 2.8 / 3.3 (for 3.3 / 3.8)
-  **47.943.38** Ø 3.4 / 3.8 (for 4.3)
-  **47.943.43** Ø 3.9 / 4.3 (for 5.0 / 6.0)




convex straight

-  **47.944.20** Ø 2.0 (for 2.0)
-  **47.944.28** Ø 2.3 / 2.8 (for 2.8 / 3.3)
-  **47.944.33** Ø 2.8 / 3.3 (for 3.3 / 3.8)
-  **47.944.38** Ø 3.4 / 3.8 (for 4.3)
-  **47.944.43** Ø 3.9 / 4.3 (for 5.0 / 6.0)

convex angulated

-  **47.945.20** Ø 2.0 (for 2.0)
-  **47.945.28** Ø 2.3 / 2.8 (for 2.8 / 3.3)
-  **47.945.33** Ø 2.8 / 3.3 (for 3.3 / 3.8)
-  **47.945.38** Ø 3.4 / 3.8 (for 4.3)
-  **47.945.43** Ø 3.9 / 4.3 (for 5.0 / 6.0)

OST-Sets – **V**ariable **G**eometry **O**steotomes acc. to Pavel Krastev DDS



PATENTED

Advantages of the VGO Osteotomes

- ZERO HEAT PRODUCED!
- ALWAYS PASSIVE ENTRANCE!
- DECREASED CRESTAL STRESS!
- FULL CONTROL OF RATE OF DILATION!
since hand-piece is not used at constant speed

■ REVOLUTIONARY FLEXIBILITY OF USE

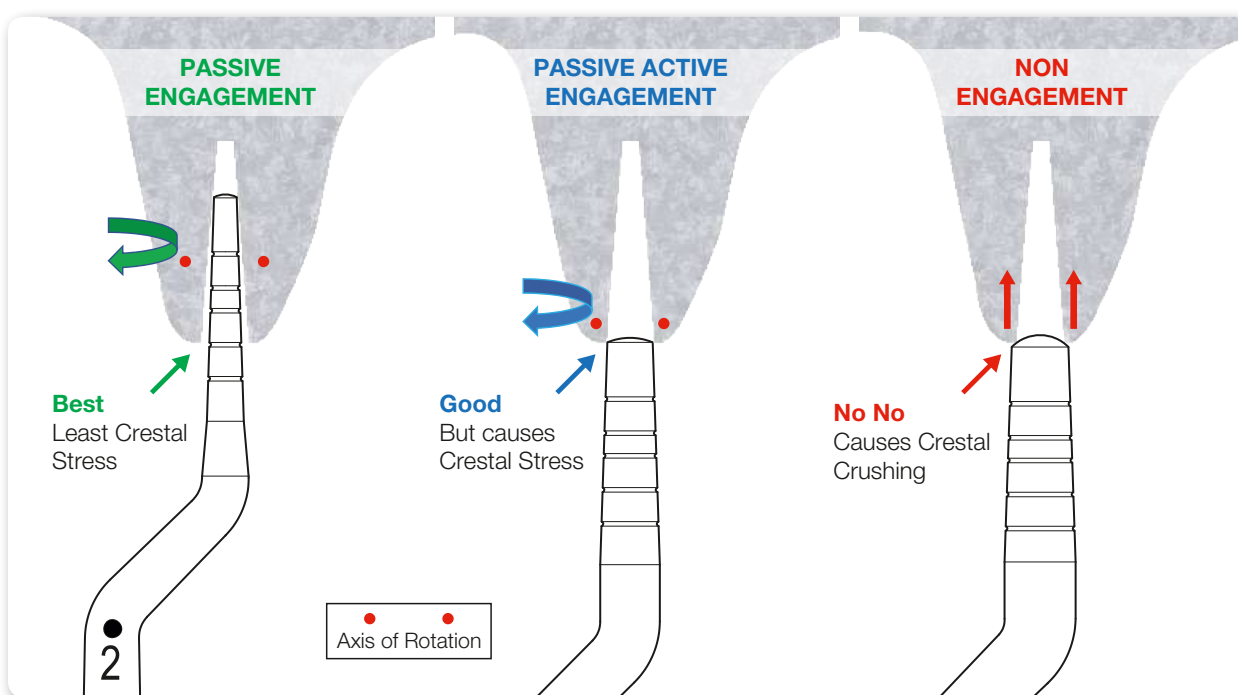
All Osteotomes on the market may look alike, but they are **not**! We offer a unique stepped formula for tip escalation and a revolutionary flexibility of use like no other system on the market.

3 MAIN MODES OF USE!

ZEPF VGO MODE: **PASSIVE ENGAGEMENT** (Stepped Escalation)

ZEPF HYBRID MODE: **PASSIVE ENGAGEMENT** (Linear Escalation)

ZEPF STANDARD MODE: **PASSIVE ACTIVE ENGAGEMENT** / **NON ENGAGEMENT**
not recommended



Bone is Gold: PASSIVE WAVE DILATION SYSTEM

acc. to Pavel Krastev DDS

How do we manage the osteotomy ATRAUMATICALLY?
How do we manage the osteotomy for greater implant success? Bone is Gold, so how do we hurt the bone less? How do we mallet less, as to make procedure less unpleasant for our patients?

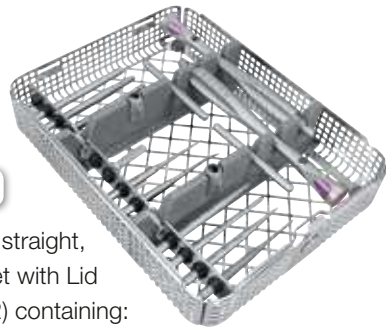
Let us control the bone as opposed to having the bone control us.

Because of the overlapping diameters of the VGO Osteotomes, you are able to passively engage the previously made intrabony cavity, even when you didn't use the full length of the tip.

PASSIVE ENGAGEMENT – successive osteotome fits freely into the previous intrabony cavity and becomes active at a point deeper than crestal bone, as is currently done by the new **ZEPF VGO** Way.

PASSIVE ACTIVE ENGAGEMENT – when a traditional Summers Osteotome is used to full working depth of tool, the next tip will engage previously made intrabony cavity passively and will start being active immediately as it progresses further into cavity.

NON ENGAGEMENT – when next osteotome is used, it simply does NOT fit the intrabony cavity created by previous osteotome. This is what occurs when traditional Summers Osteotomes are used to partial depth of tip.



47.990.00

VGO Ost-Set – straight, in a Washbasket with Lid (REF 85.194.22) containing:

ANTERIOR VGO OST-Set

with 7 straight screw osteotome inserts, numbered from 0-6

- Tips have first 8 mm threaded
- Produce micro cuts in bone
- Increased bleeding and better angiogenesis
- No malleting needed
- Tip-0 is unique in straight kit (Ø 1 - Ø 2 mm)
- Tip-0 to accommodate thin anterior ridges
- Provides precision marking tips for immediate placement

Included in both sets:



17.710.00

Z-Shape Universal handle & instrument holder for inserts with HEX-adapter, AF4, sandblasted, 2 pieces included in the set



47.990.06

Precision Marking Tip, bent, scale 8/10/13/16 mm



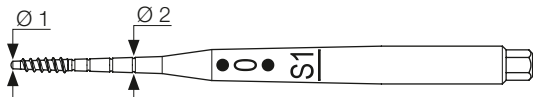
47.990.08

Precision Marking Tip, straight, scale 8/10/13/16 mm



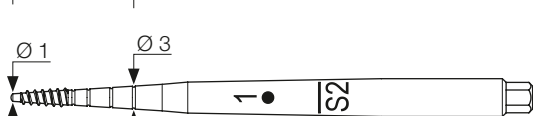
Screw Screw Osteotomes in the VGO OST-Set

Exchangeable with Hex Connection for Z-Shape Universal handle



47.990.10

Screw Osteotome Insert straight, size 0, tapered Ø 1 - 2 mm, convex shank Ø 2 mm, scale 8/10/13/16 mm




47.990.20

Screw Osteotome Insert straight, size 1, tapered Ø 1 - 3 mm, convex shank Ø 3 mm, scale 8/10/13/16 mm



47.990.30

Screw Osteotome Insert straight, size 2, tapered Ø 2 - 3 mm, convex shank Ø 3 mm, scale 8/10/13/16 mm



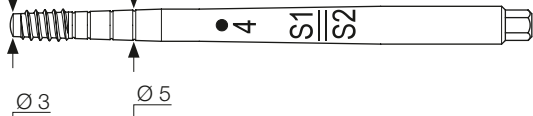
47.990.40

Screw Osteotome Insert straight, size 3, tapered Ø 2 - 4 mm, convex shank Ø 4 mm, scale 8/10/13/16 mm



47.990.50

Screw Osteotome Insert straight, size 4, tapered Ø 3 - 4 mm, convex shank Ø 4 mm, scale 8/10/13/16 mm



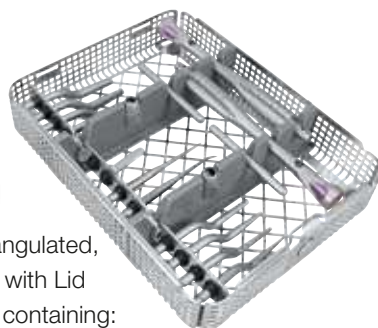
47.990.60

Screw Osteotome Insert straight, size 5, tapered Ø 3 - 5 mm, convex shank Ø 5 mm, scale 8/10/13/16 mm



47.990.70

Screw Osteotome Insert straight, size 6, tapered Ø 4 - 5 mm, convex shank Ø 5 mm, scale 8/10/13/16 mm

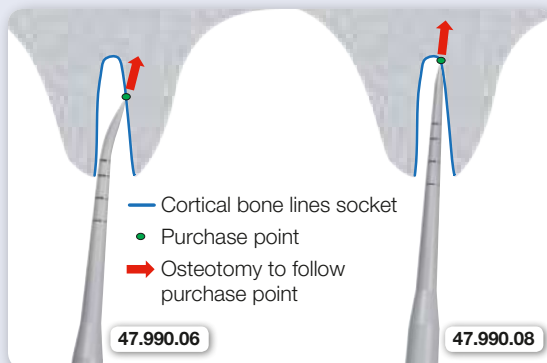
**47.991.00**

VGO Ost-Set – angulated,
in a Washbasket with Lid
(REF 85.194.22) containing:

POSTERIOR **VGO** OST-Set

with 8 angulated osteotome inserts, numbered from 1-8

- No threads since turning motion limited
- 5 mm mark placed on all tips to mark threshold for crestal lift
- 5 mm is minimum available bone recommended for crestal lift
- Tips have same taper as tips 1-6 for straight kit
- Two additional tips (7 and 8) to accommodate wider ridges typically found in posterior area
- Provides precision marking tips for immediate placement

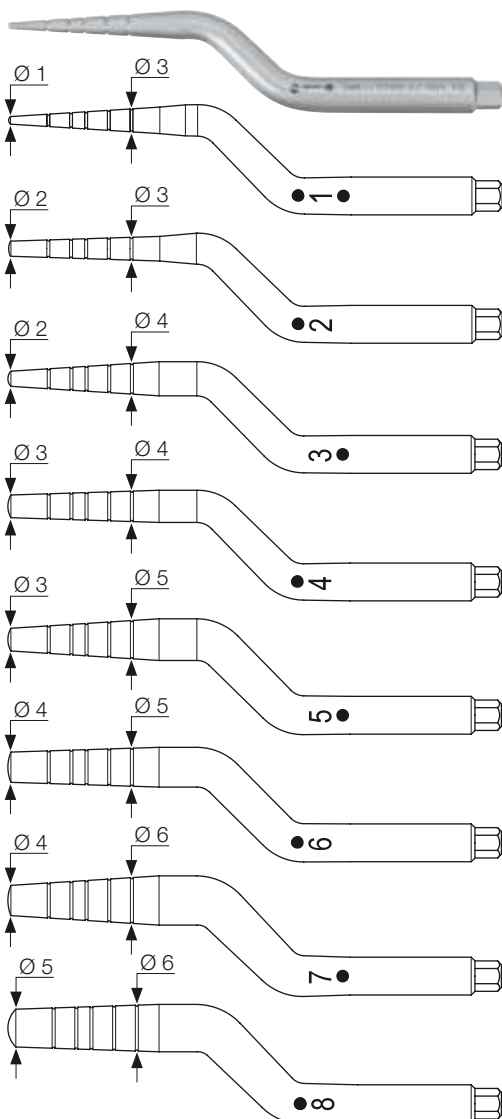


47.990.06

47.990.08

Application of the Precision Marking Tips

To be used during immediate placement surgery to initiate osteotomy offset towards palatal. Rotary drills usually slide down bone due to angle at which the osteotomy is initiated.



Angulated Osteotomes in the **VGO** OST-Set

Exchangeable with Hex Connection for Z-Shape Universal handle

47.991.10

Osteotome Insert angulated, size 1,
tapered \varnothing 1 - 3 mm, convex shank \varnothing 3 mm,
scale 5/8/10/13/16 mm

47.991.20

Osteotome Insert angulated, size 2,
tapered \varnothing 2 - 3 mm, convex shank \varnothing 3 mm,
scale 5/8/10/13/16 mm

47.991.30

Osteotome Insert angulated, size 3,
tapered \varnothing 2 - 4 mm, convex shank \varnothing 4 mm,
scale 5/8/10/13/16 mm

47.991.40

Osteotome Insert angulated, size 4,
tapered \varnothing 3 - 4 mm, convex shank \varnothing 4 mm,
scale 5/8/10/13/16 mm

47.991.50

Osteotome Insert angulated, size 5,
tapered \varnothing 3 - 5 mm, convex shank \varnothing 5 mm,
scale 5/8/10/13/16 mm

47.991.60

Osteotome Insert angulated, size 6,
tapered \varnothing 4 - 5 mm, convex shank \varnothing 5 mm,
scale 5/8/10/13/16 mm

47.991.70

Osteotome Insert angulated, size 7,
tapered \varnothing 4 - 6 mm, convex shank \varnothing 6 mm,
scale 5/8/10/13/16 mm

47.991.80

Osteotome Insert angulated, size 8,
tapered \varnothing 5 - 6 mm, convex shank \varnothing 6 mm,
scale 5/8/10/13/16 mm

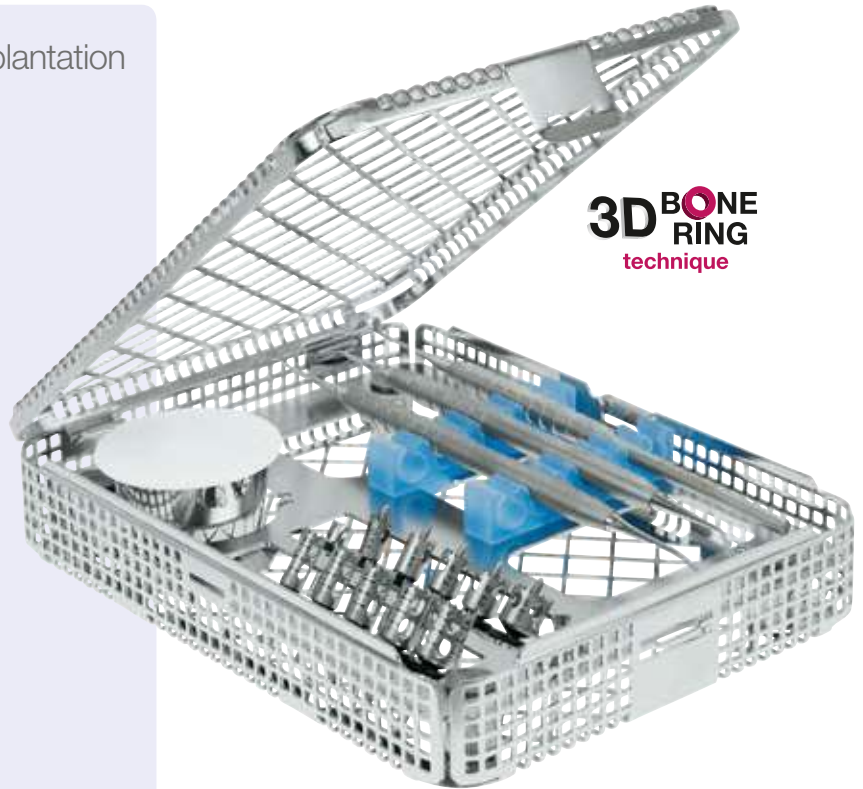


3D One Step Augmentation & Implantation acc. to Dr. Bernd Giesenhagen

In co-operation with Dr. Giesenhagen, the company **HELMUT ZEPF** has developed a new set for the One Step Vertical Augmentation with ring-shaped bone transplants.

The aim of this development is an accelerated implant treatment. Thereby, the safety of the implantological success as well as the convincing result for the patient and the user have priority. In many cases, this new augmentation method can be used to build up the bone base for the insertion of one or more implants.

Particularly suitable for the vertical augmentation of the highly atrophied and distal mandible (pic. 2). With this newly introduced technique, perfectly fitting ring-shaped bone transplants are removed from the chin-, retro-molar region or from the palatal area (pic. 1) by means of trephines and fixed immediately in the receiving area (pic. 3) with a screw implant.



3D BONE RING
technique

47.500.31

Complete Set with washbasket 85.184.18 and instruments; without optional accessories



Dr. Bernd Giesenhagen, the inventor of this procedure, and **HELMUT ZEPF** have selected a special range of instrumentation for precise and time-saving steps of treatment in order to ensure an optimal function.

Application

The local cortical bone structure with spongy parts of vital cells guarantees a safe fixation with short healing time.

The filling of possibly existing cavities is usually made by spongy chips taken from the donor area or by bone substitutes.

For an additional coverage of the augmented area with a barrier membrane we recommend our **HELMUT ZEPF** Augmentation Kit 47.966.00.

3D One Step Augmentation & Implantation acc. to Dr. Bernd Giesenhagen



47.520.22 Adenoid Curette Ø 3 mm, 30° angled, double-ended



47.520.23 Adenoid Curette Ø 3 mm



47.520.25 Ring Breaker, small/large, double-ended



Trephines, short


08.910.13S inner Ø 5 mm

08.910.08S inner Ø 6 mm

08.910.09S inner Ø 7 mm

08.910.10S inner Ø 8 mm

08.910.11S inner Ø 9 mm



Trephines, with fixation support

08.910.13F inner Ø 5 mm

08.910.08F inner Ø 6 mm

08.910.09F inner Ø 7 mm

08.910.10F inner Ø 8 mm

08.910.11F inner Ø 9 mm



08.910.22

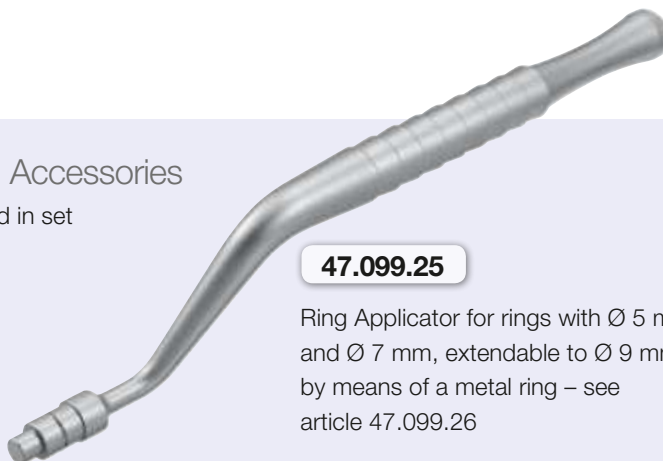
Plain Milling Cutter Ø 6 mm



85.251.04

Mixing Cup, stainless,
with POM Lid, Ø 4 cm

Optional Accessories not included in set



47.099.25

Ring Applicator for rings with Ø 5 mm and Ø 7 mm, extendable to Ø 9 mm by means of a metal ring – see article 47.099.26



47.099.26

Metal Ring for Ring Applicator 47.099.25 – for holding bigger bone rings with Ø 9 mm

Trephines

Trephines are used for a gentle and precise removal of an implant. They are used to win bone texture and to excavate implants accurately. The trephines are manufactured of stainless steel.

The grading is visibly laser-marked onto the burs and guarantees a secure depth orientation.

The windows in the body offer a better view for the excavation of the implants and make it easier to reject fragments. The bur stand offers a safe and perfectly clean storing and easy positioning through a snap-in system.

The marking of the rack allows a fast and uncomplicated identification of the trephines.



08.910.10

	Ø Inside	Ø Outside	Teeth	Body Length	Grading
08.910.01	1.7 mm	2.3 mm	7	22 mm	7/10/13/16
08.910.02	2.3 mm	2.8 mm	7	22 mm	7/10/13/16
08.910.03	2.8 mm	3.3 mm	9	22 mm	7/10/13/16
08.910.04	3.3 mm	3.8 mm	9	22 mm	7/10/13/16
08.910.05	4.0 mm	4.5 mm	11	22 mm	7/10/13/16
08.910.06	4.3 mm	4.8 mm	11	22 mm	7/10/13/16
08.910.07	4.8 mm	5.8 mm	9	22 mm	7/10/13/16
08.910.13	5.0 mm	6.0 mm	11	22 mm	7/10/13/16
08.910.08	6.0 mm	7.0 mm	12	22 mm	7/10/13/16
08.910.09	7.0 mm	8.0 mm	18	22 mm	7/10/13/16
08.910.10	8.0 mm	9.0 mm	18	22 mm	7/10/13/16
08.910.11	9.0 mm	10.0 mm	18	22 mm	7/10/13/16
08.910.12	10.0 mm	11.0 mm	19	22 mm	7/10/13/16



Bur Stand for Trephines



85.070.01 8.5 x 5.0 cm

for 6 burs, shaft Ø 2.35 mm

85.070.05 8.5 x 4.5 cm

for 6 short burs, shaft Ø 2.35 mm



08.912.75

	Ø Inside	Shaft	Description
08.911.30	3.0 mm	2.35 x 15 mm	Trephine short
08.912.50	5.0 mm	2.35 x 15 mm	Trephine short
08.912.75	7.5 mm	2.35 x 15 mm	Trephine short
08.912.10	10.0 mm	2.35 x 15 mm	Trephine short

Mucosa Membrane Punches suitable for hand piece (Dimensions are the inner diameter)



85.070.05 Suitable Bur Stand

for 6 Mucosa Membrane Punches



08.920.06

08.920.03	Ø 3.0 mm	08.920.06	Ø 6.0 mm
08.920.04	Ø 4.0 mm	08.920.13	Ø 3.5 mm
08.920.05	Ø 5.0 mm	08.920.16	Ø 6.5 mm

ZEPF Bone Crusher

With this Bone Crusher we introduce a proven alternative to the more complex bone mill. Insert the bone piece into the crusher and use the Pusher in order to crush the bone. If necessary, you may additionally use the hammer 41.509.00.



47.955.00

Bone Crusher, Body, Sleeve, Pusher, Baseplate Ø 20 mm, stainless steel



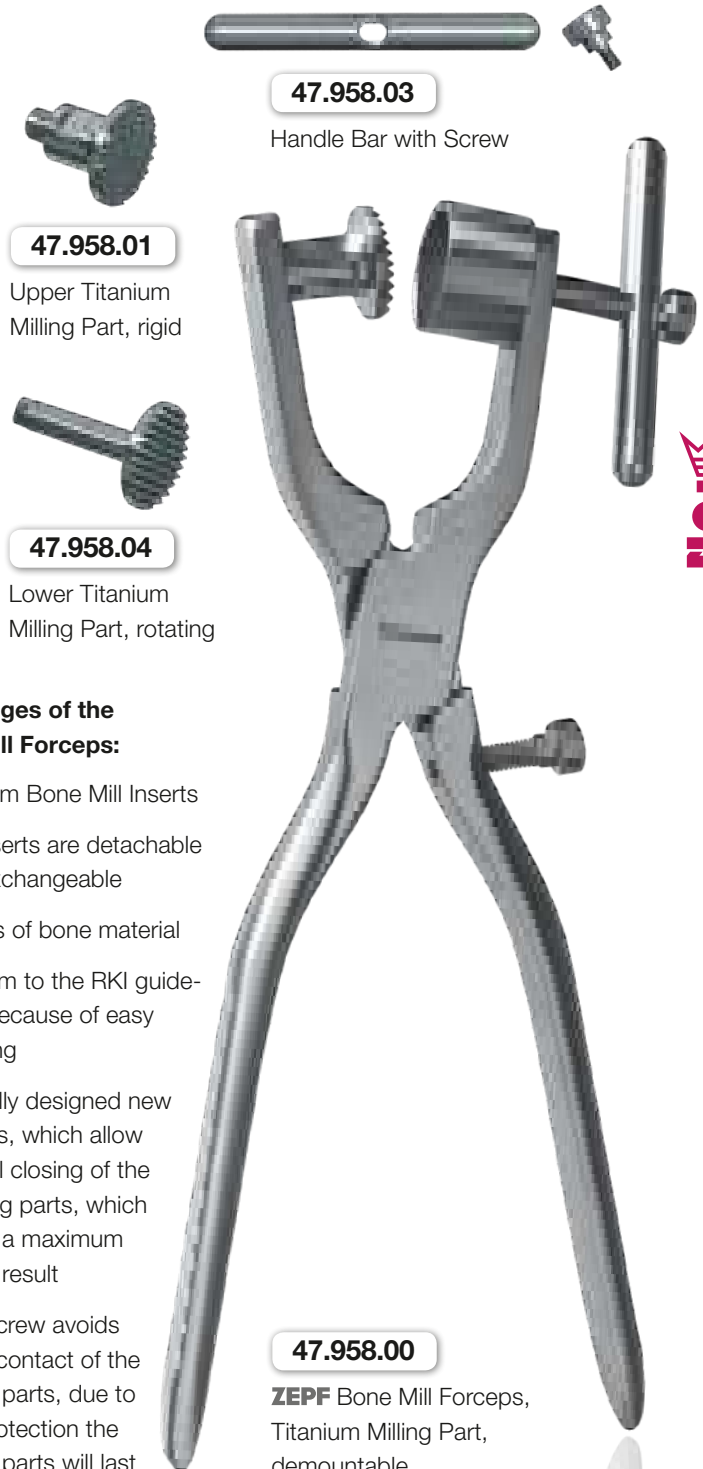
47.955.10

Teflon Support for Bone Crusher
After using the hammer, turn the Pusher 90° and crush again. With this movement the cutting edge is turned on the bone. After that, the desired result should be achieved.

Bone Mill Forceps

For gaining autogenic bone material.

In order to correct bone defects, an intraoral harvesting of bone is often necessary. Pieces of bone may be gained with trephines or chisels. It is the aim of the Bone Mill Forceps to cut bone material into small pieces so that a maximum volume of bone chips can be achieved. The "grainy" consistency of bone chips created will ensure that it is adapted most favourably to osseous embedding.



47.958.03

Handle Bar with Screw

47.958.01

Upper Titanium Milling Part, rigid

47.958.04

Lower Titanium Milling Part, rotating

Advantages of the Bone Mill Forceps:

- Titanium Bone Mill Inserts
- Mill Inserts are detachable and exchangeable
- no loss of bone material
- conform to the RKI guidelines because of easy cleaning
- specially designed new forceps, which allow parallel closing of the working parts, which allows a maximum milling result
- stop screw avoids direct contact of the milling parts, due to this protection the milling parts will last longer

47.958.00

ZEPF Bone Mill Forceps, Titanium Milling Part, demountable



ZEPF *bonemill* () ()

47.954.01

ZEPF Bone Mill,
to crush autologous bones,
with helically toothed milling part

47.954.55

Extension Bar for the
rotary handle 47.954.50,
to increase the lever
effect



47.954.35

Helical toothed Milling Part

for Bone Mill 47.954.01 and to be mounted in 47.954.00 / 47.954.01
(This new milling part can be ordered and subsequently be mounted
in an older type of Bone Mill by the user himself).



ZEPF Bone Mill

Bone Mill, to crush autologous bones. In order to correct bone defects, bone harvesting is necessary elsewhere. Bigger bone pieces or bone-blocks can be removed by using trephines.

The **ZEPF** Bone Mill allows to crush bone in order to produce the greatest possible volume of bone graft. The grainy consistence of the produced bone graft guarantees an optimal adaption on the bone.

The extension bar which can be adapted on the rotary handle facilitates an optimized power transmission and torque. The new Bone Mill with helical toothed milling part makes milling easier.

Advantages of the HELMUT ZEPF Bone Mill:

- easy handling
- quick assembly / disassembly without additional tools
- no loss of bone material (even in the case of small quantities)
- easy cleaning



Sinus Elevators

acc. to Dr. Meiselbach

The 3 Sinus Elevators acc. to Dr. Meiselbach enable a gentle and atraumatic sinus floor elevation in all areas.

Due to their special shaping the Elevators are an ideal addition to the Universal Sinus Instruments.



41.848.51 Sinus Elevator 1 acc. to **Dr. Meiselbach**, 2.3 mm, blunt




41.848.52 Sinus Elevator 2 acc. to **Dr. Meiselbach**, 3.0 mm / 2.3 mm, blunt



41.848.53 Sinus Elevator 3 acc. to **Dr. Meiselbach**, 2.3 mm, blunt



41.868.07 **Kirsch**, Sinus 7, Plugger Ø 5.0 mm, Spoon 8 x 10 mm, Titanium **ZEPF**-Line Handle, double-ended, 17.5 cm



47.530.00 Cleaning Instrument to collect autologous bones

Universal Sinus Instruments

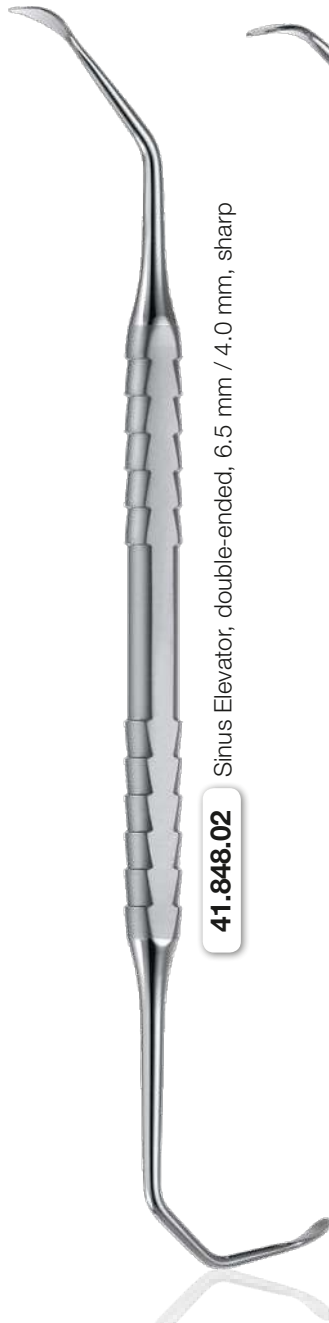
For implantological treatment in the maxilla, in case of missing vertical bone in the direction of sinus maxillaris.

Advantages:

- angled instruments ergonomically and anatomically optimised
- atraumatic preparation and lifting of the sinus mucosa
- effective working due to a wide range of different angles



41.848.01 Sinus Elevator, double-ended, 4.8 mm / 4.2 mm, blunt



41.848.02 Sinus Elevator, double-ended, 6.5 mm / 4.0 mm, sharp




41.848.03 Sinus Elevator, double-ended, 7.3 mm / 8.0 mm, sharp



41.848.05 Sinus Elevator, double-ended, 4.4 mm / 8.5 mm, blunt



41.848.08 Sinus Elevator, double-ended, 4.2 mm / 3.6 mm, blunt



41.847.00

Sinus Lift Instrument Set
for microscopically guided elevation of
the sinus bottom acc. to Dr. Shakibaie-M.
incl. 1 x washbasket 85.195.00 and
instruments illustrated on page 07-16 /17

Microsurgical Sinus Lift Instruments

**For microscopically guided elevation of the sinus
bottom acc. to Dr. Behnam Shakibaie-M.**

For the development of the new microsurgical sinus lift instruments acc. to Dr. Shakibaie-M., we resorted to the approved conventional shapes of sinus lift instruments.

The new instruments are approx. 60 % smaller, they were sharpened and the surface was abraded. Under appropriate optical magnification and illumination of the operation field (operation microscope or magnifying glass), those features offer the following essential advantages:

- The reduction of the instrument size allows the preparation of a minimized antral window without restricting the qualities of elevation or augmentation.
- The sharpening of the instruments allows a precise initial fracture of the bone layer which is as thin as parchment. The initial fracture is possible as soon as the window is prepared by rotating the instrument, without injuring the Schneider's membrane.
- The delicate coarseness of the surface of the instruments prevents the unpleasant reflection of light from the operating microscope or the magnifying glass.

In addition, the working tips of the instruments were bent in accordance with the reduced sinus lift window.

Finally, the instruments were also numbered and color-coded to allow an easy, chronological use.

Thus, the surgeon is able to increase the safety during elevation of the sinus bottom and to apply this technique in a minimally invasive way for the patient.

Pictures by Dr. Behnam Shakibaie-M.



Microsurgical Sinus Lift Instruments acc. to Dr. Shakibaie-M.

41.847.00

Sinus Lift Instrument Set for microscopically guided elevation of the sinus bottom double-ended, acc. to **Dr. Shakibaie-M.** contains following components:




41.847.08 Sinus Lift Instrument # 1, sharp, 2.9 / 2.4 mm, green




41.847.01 Sinus Lift Instrument # 2, sharp, 2.9 / 2.9 mm, black



41.847.05 Sinus Lift Instrument # 3, sharp, 2.8 / 2.9 mm, 45° curved, blue




41.847.02 Sinus Lift Instrument # 4, sharp, 2.8 / 3.8 mm, white



41.847.03 Sinus Lift Instrument # 5, sharp, 3.6 / 4.2 mm, orange



41.847.10 Sinus Lift Instrument # 6, sharp, 2.3 / 2.3 mm, red



41.847.09 Sinus Lift Instrument # 7, sharp, 2.1 / 2.1 mm, yellow





08.906.014C

Diamond, 014C, round, Ø 1.4 mm



08.906.016C

Diamond, 016C, round, Ø 1.6 mm



08.906.018C

Diamond, 018C, round, Ø 1.8 mm



85.251.03

Mixing Cup, stainless steel, with plastic lid, Ø 40 mm, 2 pieces included in the set



41.868.08M Micro Sinus Plugger, Plugger

Ø 3.5 / Ø 2.6 mm, titanium handle, blue, double-ended, 17.5 cm, acc. to **Dr. Shakibaie-M.**



41.868.09 Micro Sinus Spoon, Spoon


Ø 8x10 / Ø 4x6 mm, titanium handle, blue, double-ended, 17.5 cm, acc. to **Dr. Shakibaie-M.**



19.651.15M Micro Sinus Aspirator

Sinus-Line, titanium tip modified acc. to **Dr. Shakibaie-M.**





24.995.01

Complete Set incl. 1 x washbasket with lid 85.195.00 and partition for Sinus Instrument Set acc. to **Prof. Dr. Dr. Stiller**



Sinus Instrument Set acc. to Prof. Dr. Dr. Stiller

Immediate sinus floor elevation with or without bone cover

The Sinus Instrument Set has been developed together with Prof. Dr. Dr. Stiller and is particularly suited for difficult maxillary sinus structure (septa, maxillary pillars, scarred mutations in change with intact maxillary sinus mucosa).



Advantages of the system:

- Instruments which are adapted and adjusted perfectly to the anatomical conditions in the maxillary sinus.
- Flexible working ends. Instruments are pre-bended for the normal antral anatomy.
- Two different kinds of instruments with blunt and sharp edges for dissecting mucosa on plane and rough internal surface of the maxillary sinus.



41.822.01




41.822.02



41.822.03



41.822.04



Surgical Aspirator

Sinus-Line, slotted, titanium tip, acc. to Dr. Maty

19.651.13 Ø 1.5 mm

19.651.14 Ø 3.0 mm



41.822.05 Stiller Sinus Elevator, universal, 6.0 mm, Titanium ZEPF-Line, blue, double-ended, 19.5 cm



41.822.11 Stiller Sinus Elevator, sharp, 4.0 mm, bendable, Titanium ZEPF-Line, red, double-ended, 19.5 cm



41.822.22 Stiller Sinus Elevator, sharp, 2.5 mm, bendable, Titanium ZEPF-Line, red, double-ended, 19.5 cm



41.822.33 Stiller Sinus Elevator, sharp, 3.0 mm, bendable, Titanium ZEPF-Line, red, double-ended, 19.5 cm



41.868.07 Kirsch, Sinus 7, Plugger Ø 5.0 mm, Spoon 8 x 10 mm, Titanium ZEPF-Line Handle, double-ended, 17.5 cm



85.251.04

Mixing Cup, stainless steel, with plastic lid, Ø 40 mm

85.251.14

Mixing Cup without plastic lid, stainless steel, Ø 40 mm



08.906.029C

Diamond, 029C, round, Ø 2.9 mm



08.906.023C

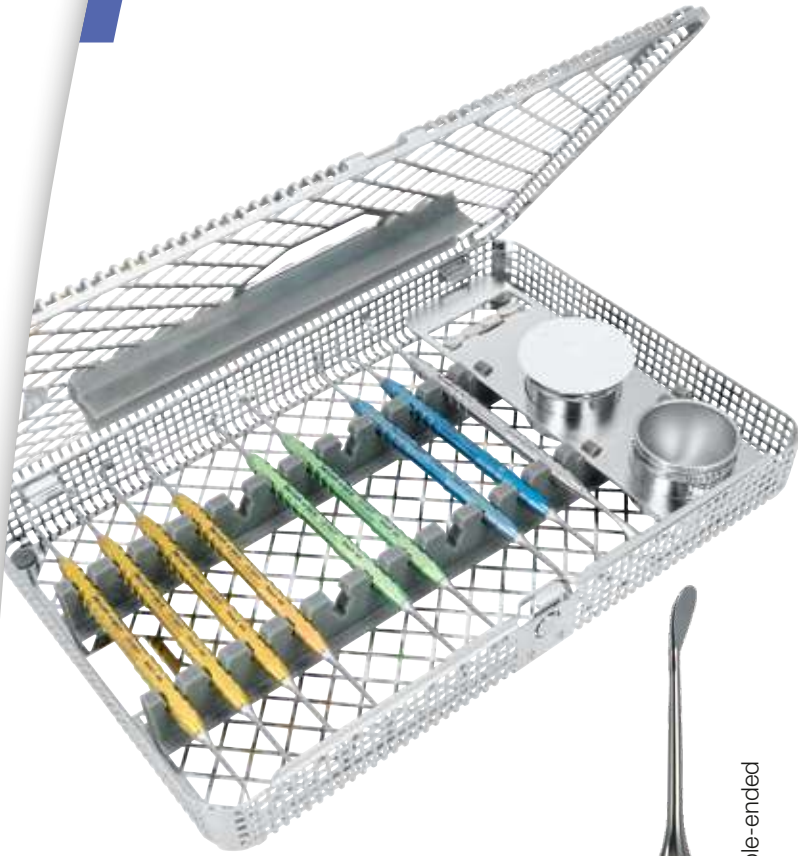
Diamond, 023C, round, Ø 2.3 mm



08.902.031HF

HB Drill, 031HF, round





Sinus Instrument Set acc. to Dr. Kirsch

24.995.00

Complete Set incl. 1 x washbasket with lid 85.195.00 and arrangement for Sinus Instrument Set acc. to **Dr. Kirsch**

Washtrays and washbaskets, Tray-in-Tray-System, see pages 10-01 to 10-05!



41.868.01 Kirsch, Sinus 1, Elevator 25°, Titanium ZEPF-Line Handle, double-ended



41.868.02 Kirsch, Sinus 2, Elevator 60°/60°, Titanium ZEPF-Line Handle, double-ended



41.868.03 Kirsch, Sinus 3, Elevator 90°, Titanium ZEPF-Line Handle, double-ended



41.868.04 Kirsch, Sinus 4, Elevator 120°/120°, Titanium ZEPF-Line Handle, double-ended



85.251.03

Mixing Cup, stainless steel, with plastic lid, Ø 40-mm



85.190.10

Universal Instrument Rack



41.868.05

Kirsch, Sinus 5, Elevator 90°/90°/60°, Titanium **ZEPF**-Line Handle, double-ended



41.868.06

Kirsch, Sinus 6, Elevator 90°/90°, Titanium **ZEPF**-Line Handle, double-ended



41.868.07

Kirsch, Sinus 7, Plugger Ø 5.0 mm, Spoon 8 x 10 mm, Titanium **ZEPF**-Line Handle, double-ended



41.868.08

Kirsch, Sinus 8, convex Plugger Ø 4.5 mm, plane Plugger Ø 2.7 mm, Titanium **ZEPF**-Line Handle, double-ended

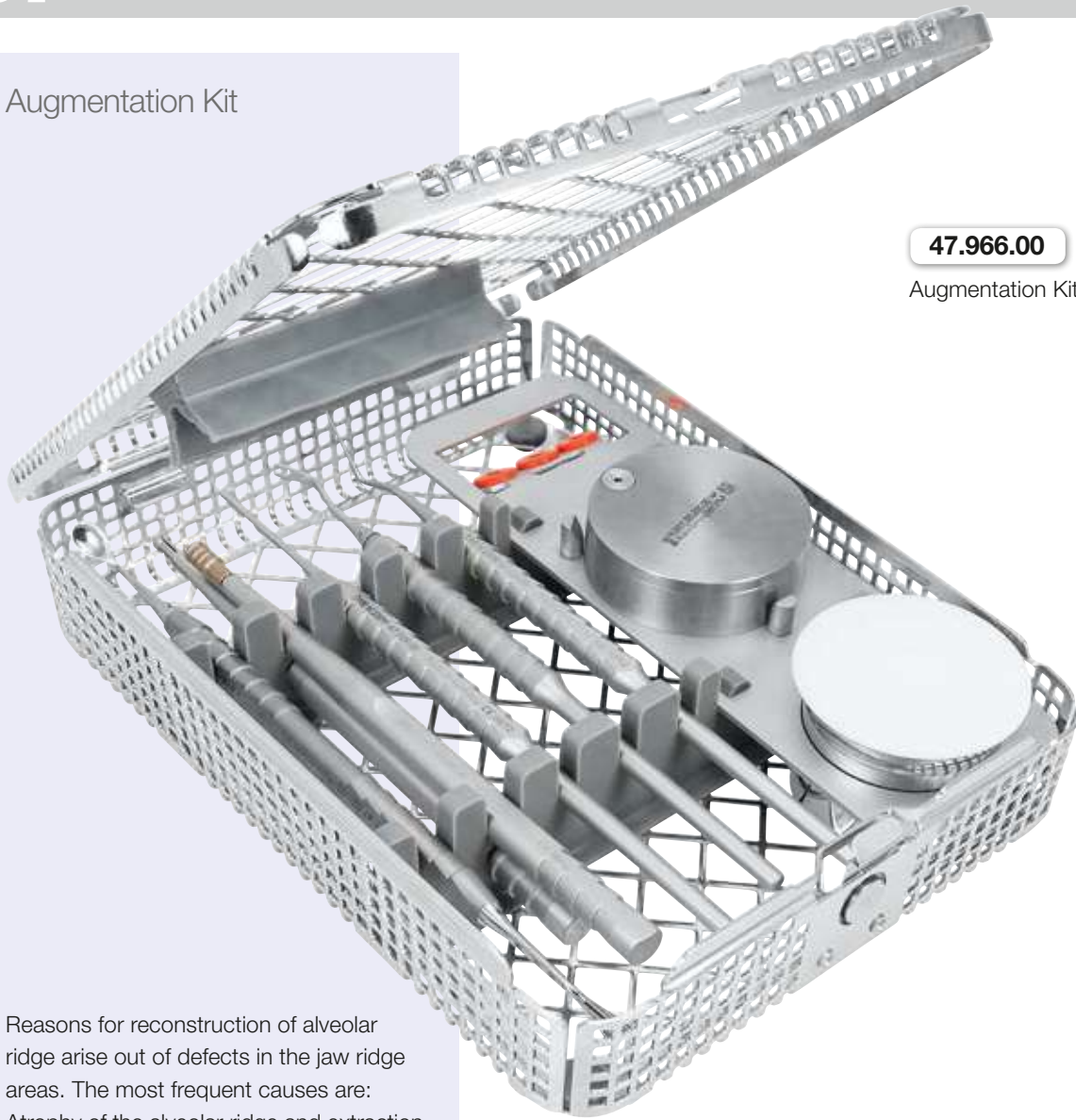


24.747.03

Universal Raspator, exchangeable inserts



Augmentation Kit



47.966.00

Augmentation Kit



Reasons for reconstruction of alveolar ridge arise out of defects in the jaw ridge areas. The most frequent causes are: Atrophy of the alveolar ridge and extraction defects.

Out of esthetic reasons alone, in visible areas, these defects need to be reconstructed.












The augmentation is carried out with autologous bone and titanium foil. The bone implants are covered with a titanium foil after application. To avoid dislocation of the augmentation material below the membrane, the membrane is fixed with at least 2 pins.

The titanium pins with 3 mm or 5 mm length are taken out of the storage box by means of the applicators and pressed into the bone through the foil or membrane.



85.255.02

Storage Box for 10 titanium pins, optional

Illustration	Article Description	Order Quantity
	<p>47.966.00</p> <p>Augmentation Kit, consisting of: Pin Membrane Probe, Pin Applicator, Perforation Raspatory, Sinus 7 Instrument, Titanium Pin 3 mm (10 pieces) / 5 mm (5 pieces), Sinus Elevator # 2, Mixing Cup, Storage Box, 1/2 Washbasket with Lid 85.194.15</p>	1 set
	<p>47.520.00</p> <p>Pin Membrane Probe with ZEPF-Design handle</p>	1 piece
	<p>47.520.01</p> <p>Pin Applicator</p>	1 piece
	<p>47.520.02</p> <p>Perforation Raspatory</p>	1 piece
	<p>47.520.03</p> <p>Sinus 7 Instrument acc. to Kirsch, Spoon Ø 6.0 mm / flexible Plugger Ø 5.0 mm</p>	1 piece
	<p>47.560.03</p> <p>Titanium Pin, 3 mm (10 pieces included in the set)</p>	5 pieces
	<p>47.560.05</p> <p>Titanium Pin, 5 mm (5 pieces included in the set)</p>	5 pieces
	<p>47.847.12</p> <p>Pin Remover to remove membrane pins</p>	1 piece
	<p>85.251.04</p> <p>Mixing Cup, stainless steel, with plastic lid, Ø 4 cm</p>	1 piece
	<p>85.256.00</p> <p>Storage Box, for 5 soft tissue pins and 10 titanium pins</p>	1 piece
	<p>85.255.02 OPTION</p> <p>Storage Box for 10 titanium pins, optional, if a compact solution is requested</p>	1 piece



ZEPF Augmentation Material Applicator



The Augmentation Material Applicator supports the fractional filling of the subantral area with particulate augmentation material. To compact the augmentation material you use a sinus plugger.

The instrument with diameter of 5 mm is loaded laterally.




The augmentation material can be applied precisely with the injecting mechanism.

The instrument can be taken apart for optimal cleaning.



19.714.16

ZEPF Augmentation Material Applicator Ø 5 mm, straight, with a lateral opening to insert the augmentation material



19.714.01 Ø 2.5 mm



19.714.03 Ø 4.5 mm



19.714.02 Ø 3.5 mm



19.714.04 Ø 6.0 mm



Drilling Sleeves acc. to Prof. Dr. Yildirim



08.915.05

outer Ø: 3.0 mm;
inner Ø: 2.05 mm;
length: 10 mm (10 pieces)

08.915.02

outer Ø: 3.5 mm;
inner Ø: 2.55 mm;
length: 10 mm (10 pieces)

ZEPF Flag Holder

Flag Holder for easy and rapid control of parallelism of implant drillings.



08.917.05 5 mm

for front teeth and premolars



08.917.07 7 mm

for molars



08.917.13 13 mm

for checking a bridge; 2 piles as implant and bridge link, premolar



08.917.20 20 mm

for checking a rack supply in the lower front with a minimal distance of 20 mm for both implants



08.917.00

Flag Holder Kit consisting of 08.917.05 - .20 in bur stand



Krekeler Sliding Caliper

Acc. to Prof. Dr. med. dent. Gisbert **Krekeler**
Modif. Dr. med. dent. Sven Marcus Beschnidt

The Sliding Caliper combines a variety of functions in one instrument, thus facilitating the positioning of implants and enlarging the precision.

The measuring rods have a thickness of exactly 1.5 mm and allow immediate control of the maximum diameter of the implant which has to be inserted. (In order to assure maximum stability, please chose the largest diameter). Scientific examinations proved that the wall of the bone should have a thickness of at least 1.5 mm in order to avoid bone resorption after implantation. If the sliding caliper with its two measuring rods is inserted in the interproximal gap and opened in such a way that the measuring rods touch the respective root of the neighbor teeth, the maximum possible diameter of the future implant is shown on the marking IN. The upper marking OUT shows the determined outside dimension.

The new locating screw, at the end of the caliper, allows a fixation of the measured result. This practice-oriented development represents a significant relief with regard to a **more precise, quick and and secure work.**



31.693.10

Sliding Caliper acc. to Prof. Dr. med. dent. Gisbert **Krekeler** for measuring of implants with locating screw



OUT shows the determined outside dimension (\varnothing 1.5 mm), **IN** shows the inner diameter.



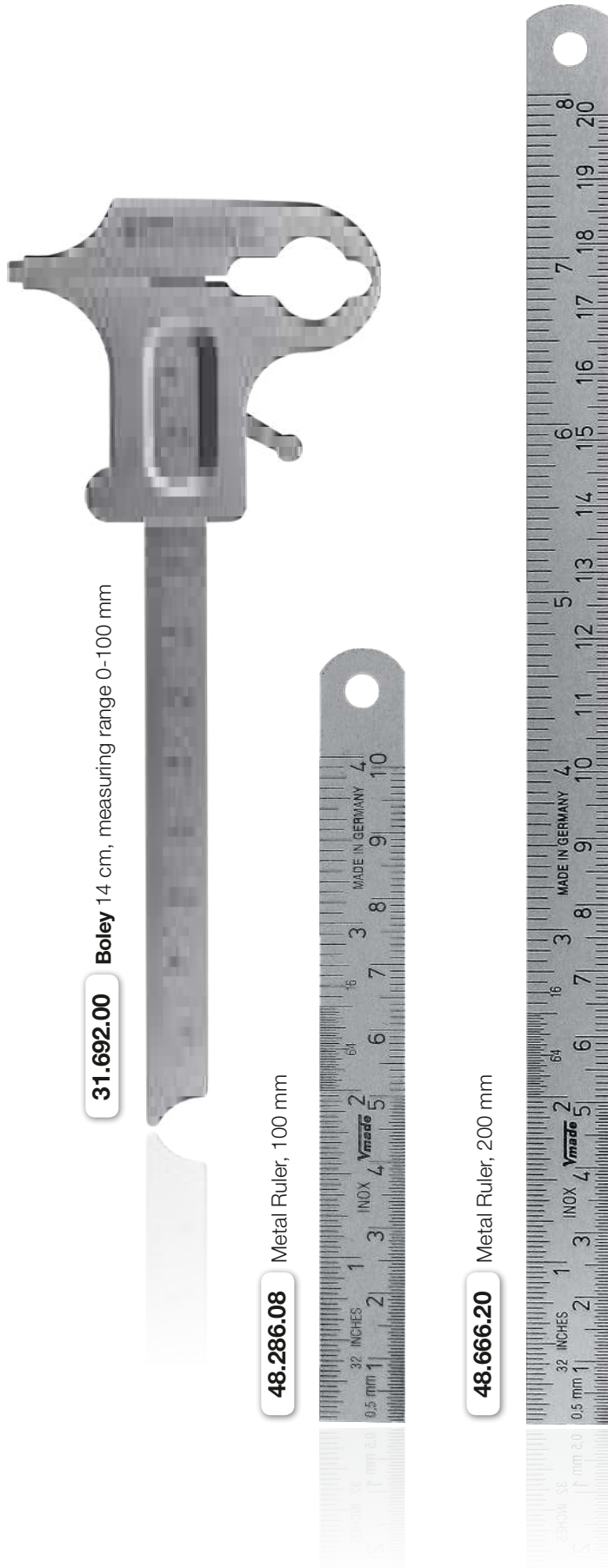
Locating screw for a safe fixation of the measured result.



The hole serves as drilling gauge and drilling guide. The marking allows the determination of the ridge.



Sliding Calipers and Metal Ruler



Bone Caliper



31.691.13

Bone Caliper for measuring the maxillary bone, radial scaling on the shanks of the ring handles, 13 cm



Palatal Knife

acc. to Dr. med. dent. Iman Mizani, MS

The novel Palatal Knife offers an innovative alternative to the conventional scalpel for the preparation of connective tissue graft.

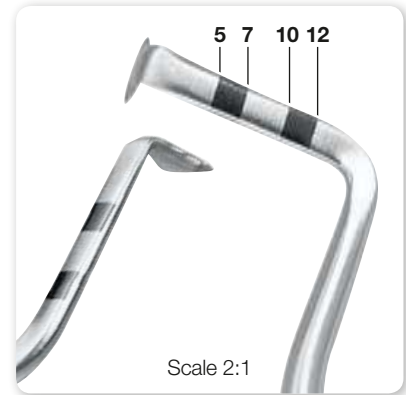
The special design of the instrument promotes faster and safer graft removal. At the same time, the risk of injury to the palatine artery and perforation of the palatal flap is minimized.

Special features:

- angled cutting edge, perpendicular to the palatal bone
- ergonomic, angled instrument neck / shaft
- depth gauge (graduation) for precise dimensioning

Advantages over conventional removal methods:

- enhanced safety through reduced risk of injury to the palatine artery and perforation of the palatal mucosa
- simple and ergonomic handling
- fast, precise preparation of the graft
- consistently uniform thickness of the connective tissue graft
- abrading work and cutting in difficult-to-reach places



46.040.15

Palatal Knife
acc. to Dr. med. dent. Iman Mizani, MS

Application:



① Singular palatal incision and formation of a flap



② Preparation to gain connective tissue, using the instrument



③ Dissection of the prepared connective tissue below the flap, removal of connective tissue as soon as the base is detached from the palatal bone

Implant Guide

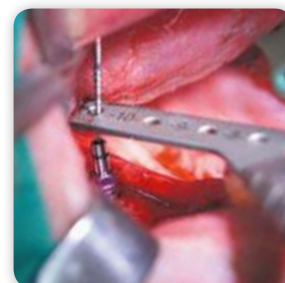
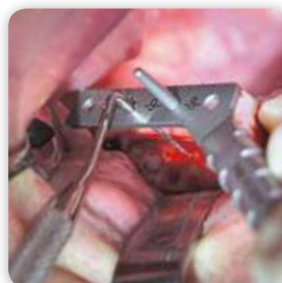
for the posterior tooth region, according to Wiedemann

This method quickly and effectively finds the optimal position for the implants in the posterior region.

Here, a standard tooth width is assumed.

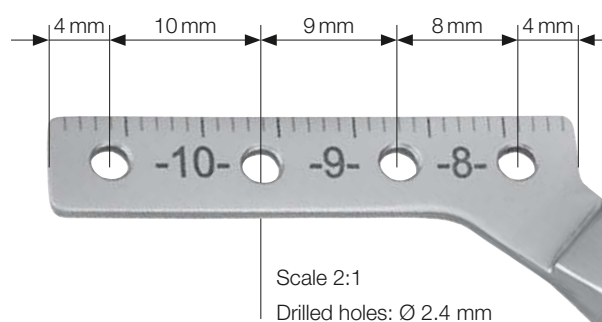
Premolars 8 mm, molars 10 mm, so 1/2 premolar = 4 mm,
1/2 molar = 5 mm

The standard tooth widths used are neither scientifically nor individually 100% correct, but these values deliver highly usable implant positions particularly on edentulous jaws.



31.683.00

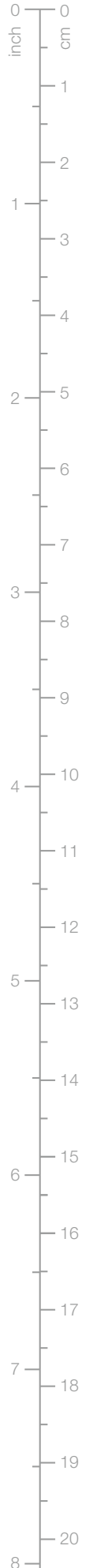
Drilling Template
acc. to Wiedemann



Distance between drilled holes

- **8 mm:** From the center of one premolar to the center of the next premolar (1 x 4 mm + 1 x 4 mm), e.g. center of number 4 to center of number 5.
- **9 mm:** From the center of one premolar to the center of a molar (1 x 4 mm + 1 x 5 mm), e.g. center of number 5 to center of number 6.
- **10 mm:** From the center of one molar to the center of the next molar (1 x 5 mm + 1 x 5 mm), e.g. center of number 6 to center of number 7.

If no premolar is available as a starting point then a canine can also be used. For this, a distance between the mesial end of the working part and the first hole of exactly 4 mm was chosen (1/2 premolar width).



zepi-dental.com



MADE IN GERMANY

The instruments illustrated in this catalogue are subject to modifications regarding technical progress and improvements.

Scale



ZEPF Tunneling Instruments



2 NEW **ZEPF** Tunneling Instruments!

Tunneling Instruments with a new angle

By request of several users, the modified **BIONIK™** Tunneling Instruments from **HELMUT ZEPF** have now been supplemented with two new instruments. The instruments curved beyond the working tip allow even better access, especially in the posterior tooth region. Available in two sizes, depending on the extent of tunneling, the user can now select the ideal instrument for his / her purposes.



46.040.00

Set for tunneling technique,

consisting of:
1/3 Washtray,

Tunneling Instruments

1 upper jaw 46.040.01,

2 lower jaw 46.040.02,

3 upper /lower jaw

combination 46.035.20



Tunneling Instrument # 3, 1.8 mm, 45° angled

46.040.03

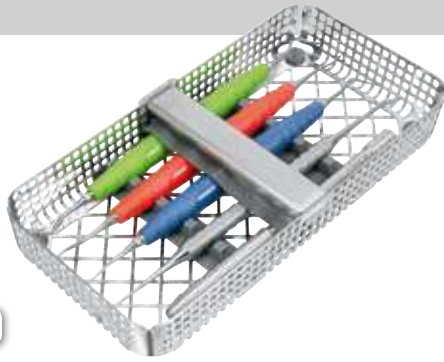


Tunneling Instrument # 4, 2.5 mm, 45° angled

46.040.04



reddot design award
winner 2010



46.040.30

Set for tunneling technique

with 3 Tunneling Instruments like Set 46.040.00, Micro Surgical Scalpel Handle 46.013.00Z and Periosteal Elevator 41.864.30 (ZEPF-Line, round-tip 2.8 mm, lance-tip 2.4 mm)

ZEPF Tunneling Instruments

In microsurgery, **HELMUT ZEPF BIONIK™** Tunneling Instruments find their application in the preparation of flaps or subsequent reconstructions of the alveolar ridge or for root coverings with a connective tissue graft. The instruments allow a minimally invasive tunneling preparation to avoid large openings. Due to the fine shape delicate tunneling incisions in the tissue are possible.



Tunneling Instrument # 1, for upper jaw, 18 cm

46.040.01



Tunneling Instrument # 2, for lower jaw, 18 cm

46.040.02



Tunneling Instrument combination # 3, upper / lower jaw, straight 1.8 mm, angled 1.7 mm, 18 cm

46.035.20



Periodontal Knife for the first access in tunneling technique in the front tooth region

46.040.07



Periodontal Knife for tunneling technique in the lateral tooth region. The slightly curved, pointed working tips are ideal to dissect in the lateral tooth region

46.040.08



Periodontal Knife with double angle to work in lateral tooth regions where access is difficult.

46.040.09



Double-Action Instruments



22.830.17

Double-Action Micro Forceps, transmitted, **ZEPF-Line**, 17.5 cm, 1 x 2 teeth, thread plate 10 mm, jaw width 0.6 mm, SpinLock



41.017.17

Double-Action Micro Needle Holder, transmitted, **ZEPF-Line**, 17.5 cm, tungsten carbide, serrated, jaw width 0.6 mm, SpinLock



What is the ZEPF SpinLock?

The parallel lock known from standard needle holders has been replaced with the new SpinLock technology. This avoids that the suture material gets caught up on the needle holder.

conventional lock



SpinLock



The **HELMUT ZEPF** Double-Action Instruments are consisting of a Micro Needle Holder and a pair of Micro Forceps.

The instruments were technically modified in the region of the instrument lock. The usual parallel screw lock has been replaced by a new axially turned lock to reliably prevent the suture material from sticking to the needle holder during knotting.

Advantages of the Double-Action Instruments

- double transmission to allow tactile handling
- made of special stainless steel
- needle holder with tungsten carbide insert to guarantee a long service life
- due to the round shape, the rotation is considerably facilitated, in particular during suturing, contrary to usual flat micro needle holders
- the turned design prevents threads from getting stuck



ZEPF Micro Scissors

Onyx-coated scissors offer a 3-5 times higher surface hardness. In combination with the "Supercut" grinding, this guarantees an extremely long product life and application as well as a very high precision and wear resistance. The extraordinary surface smoothness is leading to an easy slide of the scissor blades even under highest strain.

Furthermore, the anti-glare surface avoids disturbing light deflections. The extremely smooth surface prevents adhesion of proteins.



Micro Scissors sharp/sharp, 45° angulated, **ZEPF-Line**, 16 cm

46.321.16 stainless steel

46.321.16TISC **onyx**



Micro Scissors sharp/sharp, curved, **ZEPF-Line**, 17 cm

46.319.17 stainless steel

46.319.17TISC **onyx**



Suture Removal Scissors acc. to Dentist Beck



The newly developed **HELMUT ZEPF** Suture Removal Scissors are combining two functions in one instrument.

Sectioning and Retaining

The curved micro scissors won recognition for periodontal microsurgery. They are qualified for controlled cuts in the soft tissue and their main task is the sectioning of the suture (ill. 1).

They are curved for an ideal access to all oral regions. One blade of the scissors is micro-serrated to prevent the soft tissue and the thread from slipping off (ill. 2).

The new trademarked gripping function allows the scissors to be used for the sectioning of the suture and subsequent thread removal without requiring a second instrument (ill. 2).



1



2



46.319.17N

Suture Removal Scissors with retaining function for suture removal by Dentist Beck, micro-serrations, sharp/sharp, **ZEPF-Line**, curved, SpinLock, 17.5 cm

Needle Holder acc. to Dr. Kirsch



5/0 - 8/0

Needle Holder by Dr. Kirsch, lock, double spring, SpinLock, 17.5 cm, TC



41.200.17TC-K straight



41.201.17TC-K curved



Macro / Micro Needle Holder



41.010.17TC-M Macro Needle Holder 18 cm, TC
macro bit 11 x 2.0 mm, straight, **ZEPP**-Line, lock




What is TC ?

TC stands for "Tungsten Carbide", a material whose superior strength wear resistance and hardness are its major properties that distinguish it from conventional materials.

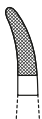
Micro Needle Holder

ZEPP-Line, with lock and protected inner spring, SpinLock, TC



41.200.15TC stainless steel, 16 cm

41.200.17TC stainless steel, 17.5 cm



41.201.15TC stainless steel, 16 cm

41.201.17TC stainless steel, 17.5 cm



Micro Needle Holder



41.010.17TC Micro Needle Holder

TC, straight, **ZEPF**-Line, lock, SpinLock, 17.5 cm



41.011.17TC Micro Needle Holder

TC, curved, **ZEPF**-Line, lock, SpinLock, 18 cm



41.015.17 Micro Needle Holder

Hold'n'Cut by PD Dr. Weng, combined with scissors, SpinLock, TC



The front part of the Hold'n'Cut Micro Needle Holder holds the end of the needle when entering the flap.



The front part of the needle holder, together with the micro surgical tweezers, holds the thread ends when knotting.



The back part of the Hold'n'Cut Micro Needle Holder offers scissors for the cutting of the thread without changing the instrument or needing any additional scissors.



Micro Forceps with Diamond Coating

Some forceps can also be ordered with diamond coated tips for better grip.



Cooley 18 cm

22.815.17 stainless steel



Cooley 18 cm

22.816.17 stainless steel



Tissue Forceps 1 x 2 teeth, 17.5 cm

22.811.17 stainless steel

22.811.17D diamond-tipped



Tissue Forceps 1 x 2 teeth, 17.5 cm

22.810.17 stainless steel

22.810.17D diamond-tipped





Micro Forceps with Diamond Coating

Some forceps can also be ordered with diamond coated tips for better grip.



Micro Suture Forceps outer Ø ring: 2 mm, 18 cm

22.814.17 stainless steel



Dressing Forceps smooth, 18 cm

22.821.17 stainless steel

22.821.17D diamond-tipped




Dressing Forceps smooth, 18 cm

22.820.17 stainless steel

22.820.17TC TC inserts

22.820.17D diamond-tipped



Tissue Forceps Atraumatic, smooth, ring 1 x 0.5 mm, 18 cm

22.812.17 stainless steel

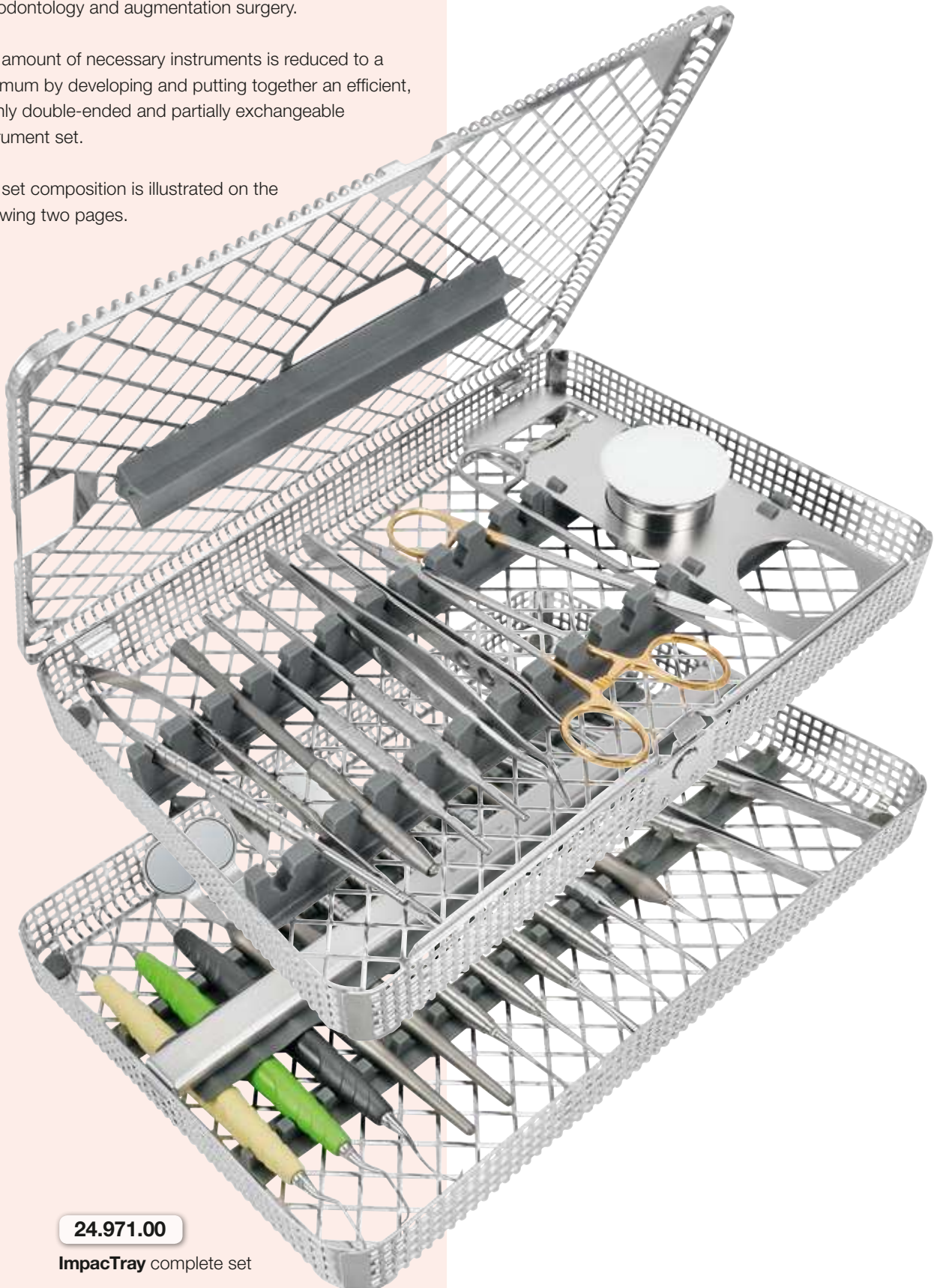
ImpacTray

acc. to PD Dr. Weng, Starnberg

The ImpacTray acc. to PD Dr. Weng makes micro as well as macro surgical operations possible in implantology, periodontology and augmentation surgery.

The amount of necessary instruments is reduced to a minimum by developing and putting together an efficient, mainly double-ended and partially exchangeable instrument set.

The set composition is illustrated on the following two pages.



24.971.00

ImpacTray complete set



ImpactTray acc. to PD Dr. Weng, Starnberg

The **ImpactTray** Set **24.971.00** incl. washtray consists of:



46.035.05 **PapillEx** Papilla Elevator acc. to **PD Dr. Weng**, Starnberg



The blunt working end of the PapillEx has a lenticular shape and allows gentle elevation of the tip of the papilla by turning the instrument while positioned adjacently to the cervical part of the tooth.

The sharp working end, which is slightly bigger, is used to remove the periosteum from the bone along the sulcular or vertical incision.

Both working ends are exchangeable and can be removed from the instrument shank if necessary.



41.015.17 **Micro Needle Holder**

Hold'n'Cut acc. to **PD Dr. Weng**, Starnberg, combined with scissors, SpinLock



85.252.25 **Medicine Cup** 25 ccm, stainless steel



41.252.15TC **Crile-Wood** straight, 15 cm



24.210.01L **Universal Curette, Langer # L1/2**, black, exchangeable



24.208.03L **Universal Curette, Langer # L3/4**, yellow green, exchangeable



24.201.05L **Universal Curette, Langer # L5/6**, yellow, exchangeable



41.848.08 **Sinus Elevator, double-ended 4.2 mm / 3.6 mm**, blunt



24.114.00 Probe combination by **PD Dr. Weng**, Starnberg



26.183.00 Desmotome for cutting the desmodontal fibres, titanium



24.747.04 **Prichard** Raspatory



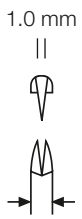
24.747.06 **Kirkland** # 15/16, exchangeable



46.013.00Z Micro Surgical Scalpel Handle, titanium, **ZEPF-Line**, 13 cm



46.007.00 Scalpel Handle, **ZEPF-Line**, straight (without blade)



22.489.00M Micro-Adson 1 mm, with suture disc, 15 cm



22.810.17 Micro Tissue Forceps, 1 x 2 teeth, 17.5 cm



46.081.16SC Joseph Scissors curved, micro serrated, 14 cm



22.025.03 Tweezers with stop-pin, ergonomic, 15 cm



24.087.02 Mouth Mirror Handle, titanium, Capstan-Line, with Mirror 24.071.22



Papilla Elevators



46.035.05 **PapillEx** Papilla Elevator by **PD Dr. Weng**, Starnberg



The blunt working end of the PapillEx is lentiform and allows gentle elevation of the tip of the papilla by turning the instrument while positioned adjacently to the the cervical part of the tooth.

The sharp working end, which is slightly bigger, is used to remove the periosteum from the bone along the sulcular or vertical incision.

Both working ends are exchangeable and can be removed from the instrument shank if necessary.



46.035.00 **Papilla Elevator** to prepare fine soft tissue structures, **ZEPF-Line**, exchangeable inserts, 17.5 cm



Micro Scalpel Handles **ZEPF-Line**, 13 cm



46.013.00Z Titanium, included in the set illustrated on page **08-11**

46.013.05 Stainless steel

Micro Scalpel Blades for Micro Blade Holders, supplied in packs of 25 pieces



ZEPF Soft Tissue Micro Instrument Basic Set

24.967.05

ZEPF Soft Tissue Micro Instrument Basic Set

85.180.00

Incl. washtray 1/1, with 2 instrument supports and 1 longitudinal instrument retainer, dimensions: 275 x 178 x 24 mm

containing:

① 22.810.17

Tissue Forceps, straight, stainless steel, ZEPF-Line, with guide pin, 1 x 2 teeth, 17.5 cm

② 41.200.17TC-K

Needle Holder by Dr. Kirsch, straight, TC, lock, double spring, SpinLock, 17.5 cm

③ 41.864.13


Raspatory, ZEPF-Line

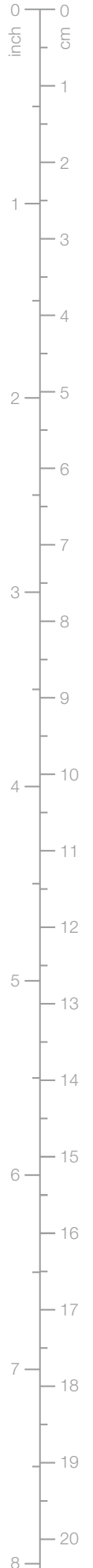
④ 46.319.17

Suture Removal Scissors with micro-serrations, sharp/sharp, curved, ZEPF-Line, stainless steel, 17 cm

⑤ 46.013.00Z

Micro Surgical Scalpel Handle, ZEPF-Line, light version, titanium, 13 cm





zepi-dental.com



MADE  **IN GERMANY**

The instruments illustrated in this catalogue are subject to modifications regarding technical progress and improvements.

Scale

ZEPF Crown-Spreading Pliers

The **HELMUT ZEPF** Crown-Spreading Pliers are perfectly designed for the spreading of crowns without pressure on the root and neighbour tooth.

The spreading function of these pliers guarantee a safe and anatomical correct application.

The power is not anymore transferred to adjacent teeth, roots or the jaw as with conventional crown spreading pliers.

19.277.01Z

Crown-Spreading Pliers by Bauer, modified DBGM, 14.5 cm



Universal Forceps

These **HELMUT ZEPF** All-purpose Pliers should be on hand at any treatment unit. They may be used for securely grasping temporary plastic crowns, bridges, nerve instruments, stuck matrices, fixing inlays, setting interdental wedges, etc., and may be used on both upper and lower jaws.

Their tungsten carbide steel jaws provide a secure grip.



19.281.15TC

Universal All-Purpose Forceps,
TC, 14.5 cm

ZEPF Tele-Grip

Easy and thus precise adjustment!

There is always a demand for a precise and above all a sensitive adjustment of a Tele-Grip, to avoid a high tension (damage caused by deformation) in critical situations.

The previous function was only partly given, especially in bigger spreading ranges it was only possible under restrictive conditions. Thus, the durability was affected due to the resulting thread damages.

The **HELMUT ZEPF** Tele-Grip has a movable threaded bearing. As a result, the adjusting screw can be aligned easily and in a most sensitive way throughout the setting range.

gently opening in every position



moveable thread bushings for a gentle and precise opening and adjusting without causing thread damages

31.182.01

Tele-Grip, Telescope
Crown Forceps,
curved, exchangeable,
15 cm



Inlay Forceps

19.274.60

Self-retaining Inlay Forceps, exchangeable jaws, 15 cm, incl. 10 pairs plastic jaws



19.274.50

Inlay Forceps, exchangeable jaws, 15 cm, incl. 10 pairs plastic jaws

Crown-Tractor Crown-Extraction Pliers with interchangeable plastic tips



Adjust the screw on the plier so that it fits nicely over the crown to be removed

19.274.00

CROWN-TRACTOR Set "Exclusive" Extraction Pliers with thumbscrew detent and retaining spring, 16 cm
20 Plastic Polymer Tips, 10 g DIATRAC adhesive powder



After adjusting the plier, tips should be moistened with diamond powder

19.274.01

CROWN-TRACTOR Set "Economical" Extraction Pliers without thumbscrew detent and retaining spring, 16 cm
20 Plastic Polymer Tips, 10 g DIATRAC adhesive powder



The crown can now be removed in a safe way



19.274.13

Replacement Kit: 10 g DIATRAC adhesive powder and 40 Plastic Polymer Tips





Crown Butler




19.275.00
Crown-Butler, automatic crown remover, incl. 2 inserts 19.275.01 and 19.275.02

19.275.01 Insert # 1

19.275.02 Insert # 2

19.275.04 Insert for Crown-Butler, Crown-Removing-Plier

Miller Crown Ring Remover



Miller
Crown Ring Remover

19.272.00
with 3 inserts (# 1-3) and weight

19.272.10
with weight

19.273.00
with 3 inserts (# 1-3), weight and spring

19.272.01 Insert for Miller # 1

19.272.02 Insert for Miller # 2

19.272.03 Insert for Miller # 3

For Temporary Bridges and Crowns



31.184.13

Crown Holding Pliers,
with ring, curved, 13 cm



19.281.16

Removing Pliers for temporary
bridges and crowns, TC inserts,
16 cm



2:1

19.279.00

All-Purpose Crown Lever for
occlusal, buccal, palatal or labial
use in the maxilla, 14 cm



31.185.02

Telescope Crown Pliers,
with 2 exchangeable
diamond tips 1.65 mm





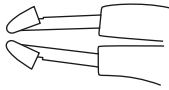
Telecrown-Grip

These Telescoping-Jaw Pliers offer three variation possibilities in one.

Their adjustable and rigid tips have a first-class, anatomically correct friction coefficient.

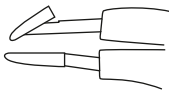
The design of the contacting surfaces of their diamond-tipped jaws significantly extends jaw service life.

The choice of configurations allows adapting them to suit patients' anatomies.



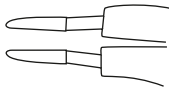
31.185.00

Telecrown-Grip,
bilaterally adjustable, 2.35 mm,
diamond-tipped jaws with
exchangeable, movable tips,
incl. Allen Key, 13 cm



31.185.01

Telecrown-Grip,
unilaterally adjustable, 2.35 mm,
diamond-tipped jaws with
exchangeable tips, 1 movable tip,
incl. Allen Key, 13 cm



31.185.04

Telecrown-Grip,
rigid, 2.35 mm, diamond-tipped
jaws with exchangeable tips,
incl. Allen Key, 13 cm



Spare Parts

31.185.10 1 pair of diamond-tipped jaws, adjustable, 2.35 mm

31.185.12 1 pair of diamond-tipped jaws, rigid, 2.35 mm

31.184.01 Allen Key, SW 1.5

Modeling Instruments – Precision in Perfection

Quality MADE IN GERMANY for the quality-conscious technician.




28.161.13 Wax Carver, Fahrenstock, stainless steel, 12 cm



28.161.17 Wax Carver, Fahrenstock, stainless steel, 17 cm



Prosthetic Kit



47.830.00

Prosthetic Kit

Prosthetic Kit

Every day, you have to loosen all kinds of implant abutments in the practice / in the laboratory? In order to facilitate your work, **HELMUT ZEPF** has created a prosthetic set allowing you to loosen more than 90% of all screws available on the market.

All instruments are numbered and dispose of a RA-HEX connection. This means that these instruments can be used either in a contra-angle handpiece or in a ratchet.



Advantages Prosthetic Kit



In the RA-Hex-Adapter the inserts will be picked up.



RA-Hex Adapter inserted in ratchet. Shown with demounted handle for use as finger ratchet. Information: The RA-Hex-Adapter has a rotating finger rest available (see red arrow).



Among the recesses for two RA-Hex-Adapters a socket for a comfortable removal of the screwdriver inserts from the RA-Hex-Adapter is located.

Optionally, the finger ratchet can be used with an extension piece. The set can also be completed by a torque wrench which is adjustable from 10-40 Ncm and has a fixation function to deactivate the torque.

The storage tray is made of stainless steel and contains a description of each individual screwdriver in order to facilitate the identification of the tools required for the respective screw. The tray fits into a basket and can be reprocessed reliably according to the RKI guidelines.

47.830.00

Complete Prosthetic Kit consisting of:

Shape	Screwdrivers with dental lock	short, 21 mm	long, 26 cm
	TORX T6, Straumann, Aesthura	47.832.01	47.833.01
	Universal flat 1.6 mm, narrow	47.832.02	47.833.02
	Universal flat 2.0 mm, wide	47.832.03	47.833.03
	Allen Key SW HEX 0.03", Camlog	47.832.04	47.833.04
	Allen Key SW HEX 0.05", Camlog, Sulzer (Zimmer), Semados, Biomet 3I	47.832.05	47.833.05
	Allen Key SW 0.9 mm, IMPLA, TIOLOX, BREIDENT, XIVE	47.832.06	47.833.06
	Allen Key SW 1.0 mm, Ankylos	47.832.07	47.833.07
	Allen Key SW 1.2 mm, IMPLA, Nobel Biocare, Frialit, XIVE, IMZ, Biomet 3I	47.832.08	47.833.08
	Allen Key SW 1.8 mm, Ankylos	47.832.09	47.833.09
①	1/3 Washbasket with Lid	85.192.50	
②	Rack for Prosthetic Kit	47.830.01	
③	Driver Guide	47.525.50	
④	Ratchet with demountable handle for Prosthetic Kit	47.525.55	
⑤	Optional Accessory: Torque Wrench (not included in the set)	47.803.02*	

ALL THE TRADEMARKS ARE THE PROPERTY OF THE RESPECTIVE COMPANIES.

We assume no liability for deviations due to tolerances of implants.



09 ⁰⁹⁻¹⁰ Crown Instruments

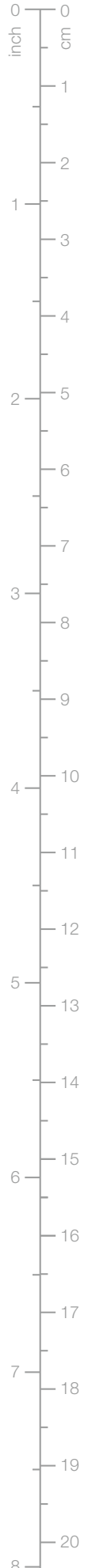
+49 (0) 74 64 / 98 88 0



zepf-dental.com



MADE  IN GERMANY



The instruments illustrated in this catalogue are subject to modifications regarding technical progress and improvements.

Scale





The Modular Hygiene System

Flexible, efficient and approved safe. The **ZEPF**-Care Universal Silicone Profile allows an easy placement of the instruments after a surgery. For sterilization and cleaning, the instruments are inserted in the profile according to their diameter and are immediately secured.

Additionally, we have equipped the **ZEPF**-Tray and Basket-System with silicone base. Therefore the tray guarantees an anti-slip position and the stacking stability is improved at the same time.


Suitable for standardized sterilization containers, it's available in four different sizes for an ideal working potential. Placesaving, secure and very practical and with a removable lid.



10 ¹⁰⁻⁰² Maintenance

+49 (0) 74 64 / 98 88 0

Profile, low

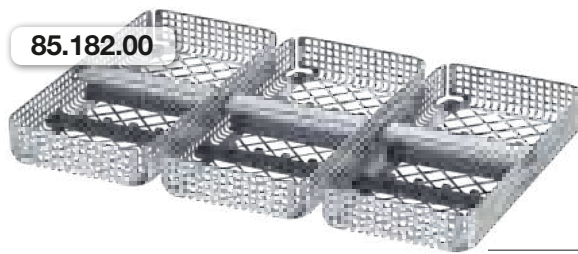


The **ZEPF**-Care-System increases your efficiency, as you can assemble your trays in a process-oriented way and work accordingly.


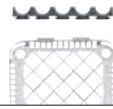
You will meet the requirements of the RKI and the accident prevention regulation.

It doesn't matter whether you are cleaning your instruments manually or automatically.


Washtrays



1/3 178 x 90 x 24



1/2 178 x 135 x 24



1/1 275 x 178 x 24




1/1 275 x 178 x 24



Advantages

- The meshes of the bottom and the lid are designed in a broad shape. Consequently dead zones are minimized.
- The diagonal profile of the mesh simplifies the identification of the parallel arranged instruments in the profile.
- The meshes on the edge of the tray are designed in a narrow shape and thus enhance the stability of the tray.
- The risk of injury is reduced.


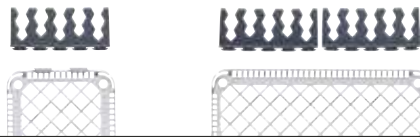
Profile, high, universal




Washbaskets





1/3 178 x 90 x 37



1/2 178 x 135 x 37



1/2 275 x 86 x 37



1/1 275 x 178 x 37





picture 1



Profile, high, universal (example see picture 1)



intelligent



flexible



modular



Arranged in a practice-oriented way

As a result of the high and low configuration of the profile sections, the instruments can be placed in a space-saving way and can be removed easily.

It is possible to place two instruments above each other in one profile section. Contact of the instruments should be avoided in order to prevent contact corrosion.

Tip:

The following instrument combinations are **possible** should they contact each other:

- plastic / plastic ✓
- plastic / metal ✓
- titanium / titanium ✓
- titanium / metal ✓

In case of contact, the following instrument combination is **not possible**:

- metal / metal ✗

The modular concept of the three different lengths can be tailored according to your request.

The 'universal profile' is compatible with the 'low profile' in order to ensure a secure hold of different instrument diameters and variations.

For special cases, we recommend the assembly of our press pad in the lid.

There are no limits set regarding design of your personalized tray.




Profile, high, with individual water jet cutting (example see picture 2)


Profile, high, individual



picture 2



Press Pad



85.182.05

85.182.04

85.182.03

Lid Instrument Fixation to fix scissors / needle holders in the washbasket




85.182.08





ZEPF-Care Washbasket – the Space Wonder

Example: equipped wash basket 1/1





Aluminium Sterilization Container in 5 Sizes

Through the integrated filter in the lid and the base the Sterilization Containers are suitable for all steam sterilization methods:


- fractionized vacuum method
- fractionized steam method
- gravitation method
- pre-vacuum method

Different dimensions and stackability allow easy handling and optimal organization. The containers can be used for storing sterile goods and also for disposing contaminated instruments.

The newly developed latch system prevents accidental opening of the container and assures a simplified handling for the sterilization preparation.

The optimized sealing system assures a safe fixing of the filter.

Accessories




85.327.50
Paper Filter with indicator
235 x 118 mm
PU 100 pieces



85.327.60
Teflon® permanent Filter
215 x 95 mm
PU 2 pieces



85.327.70
Latch Seal for sterilization containers, plastic, blue, PU 100 pieces



85.312.XX
Labelling Tags from aluminium in 9 different colors

Bottom and lid is perforated, optimized latch system, incl. 2 long-term textile filters
Dimensions in mm:

Outside:
Width 310 / Depth 190 / Height X

Inside:
Width 280 / Depth 182 / Height X



85.327.00
Height X in mm:
outside 40, inside 35
Capacity:
1 washtray or 0 washbaskets



85.327.10
Height X in mm:
outside 65, inside 55
Capacity:
2 washtrays or 1 washbasket



85.327.15
Height X in mm:
outside 80, inside 70
Capacity:
2 washtrays or 1 washbasket



85.327.20
Height X in mm:
outside 100, inside 90
Capacity:
3 washtrays or 2 washbaskets



85.327.30
Height X in mm:
outside 130, inside 124
Capacity:
5 washtrays or 3 washbaskets



Dental-Tray Cassette

All Dental-Tray Cassettes are compatible to our Washtray and Washbasket System, shown on pages 10-02 to 10-04.



85.142.20

Norm-Tray-Cover 1/2,
non perforated, 180 x 140 x 25 mm

85.142.10

Norm-Tray-Bottom 1/2,
perforated, 180 x 140 x 19 mm

85.145.00

Norm-Tray-Cover 1/1,
non perforated, 280 x 180 x 25 mm

85.150.00

Norm-Tray-Bottom 1/1,
perforated, 284 x 183 x 17 mm

85.140.00

Norm-Tray-Bottom 1/1,
non perforated, 284 x 183 x 19 mm



Drill holder inserts, assorted in 9 colors
(5 pieces ea. per packing unit).

85.183.40 with bigger inner diameter for piezo instruments, available only in black color.



85.183.40



85.183.47



85.183.41



85.183.48



85.183.42



85.183.49



85.183.43



85.183.44



85.183.45



85.183.46



85.703.00

System drill rack for max. 14 drills,
incl. mixing cup with lid and silicone
bushings

Brushes

with nylon bristles

PROBLEM: Metal brushes

They destroy the passive layer of the instrument surface!

SOLUTION: Brushes with nylon bristles



85.903.01 double-ended, sterilizable, packing unit: 3 pieces



85.903.04 for aspirator Ø 3 mm and Ø 5 mm



85.903.03 for aspirator Ø 1.5 mm

ZEPF Medicine Cups

85.252.25

Medicine Cup, stainless steel,
Ø 60 mm x 27 mm high,
25 ccm



85.251.03

Medicine Cup, stainless steel,
with plastic lid,
Ø 40 mm x 25 mm high,
usable on both sides



85.251.04

Medicine Cup, stainless steel,
with plastic lid,
Ø 40 mm x 30 mm high,
usable on both sides



Medical White Oil
in a dispensing bottle and in an oil pen

24.950.12

Oil Pen, 12 ml

24.950.10

Dispensing bottle, 50 ml



Universal Toolbox for the ZEPF CMF SYSTEM

The universal tool box is used for storing the tools for the sets CMS + ARCS. The tool box offers enough space for the following items:

- Screwdriver handle, big and small, each with dental connection, in the new optimized ZEPF-Design. They have a socket for exchangeable blades of all different diameters. The use of the handles is easy and intuitive while changing the blades.
- The blade holder allows an extra secure fixing of the screw heads on the blade insert.
- The pilot drills and the slide hole drill both have a graduation to allow a safe depth orientation.
- The inserting assistant is used for areas with tight space conditions.
- The Pin Applicator 47.950.02 which fits in the screwdriver handles completes the set for fastening foils and membranes.



47.501.03

CMF-Box for Screw Systems
Ø 1.0 mm, Ø 1.2 mm and Ø 1.5 mm



47.950.02

Pin Applicator with dental connection



Screw Rack for the Universal Toolbox


The Screw Racks are available in the following configurations:

- **85.540.60** Screw Rack Ø 1.0 / 1.2 mm each 4 rows + 2 rows Ø 1.5 mm to accommodate 5 screws
- **85.540.65** Screw Rack Ø 1.2 / 1.5 mm each 5 rows to accommodate 5 screws

The packing unit for the screws is 5 pieces.

An easy identification of the screws is guaranteed by using the length markers in the tray.

The colored pin with length marking is assigned to the respective screw diameter, thus allowing the determination of the screw length and a clear lot traceability in the box.



85.540.65

Screw Rack Ø 1.2 / 1.5 mm
each 5 rows to accommodate 5 screws



85.540.60

Screw Rack Ø 1.0 / 1.2 mm each 4 rows +
2 rows Ø 1.5 mm to accommodate 5 screws

Washbasket for the ZEPF CMF SYSTEM

Following the Zepf-Care Series, the modularly composable components for the ZEPF CMF SYSTEM were developed, offering a washbasket with appropriate combination options.

The actual tools can be organized depending on the desired diameter.

This guarantees an RKI compliant reprocessing of the CMF SYSTEM.



85.195.00

Washbasket 1/1 as rack for the remaining components

Accessories for the Washbasket

Boxes

Dimensions 85 x 75 x 22 mm (L x W x H)



47.503.53

Screw and Pin Box for 2 x 5 screws Ø 1.2, 1 x 5 screws Ø 1.5, 10 membrane pins and a small storage space for instruments, membranes, bone plates etc.

47.503.50

Screw and Pin Box for 3 x 5 screws Ø 1.0, 10 membrane pins and a small storage space for instruments, membranes, bone plates etc.



47.503.10

Box for Screws Ø 1.0 mm




47.503.20

Box for receiving e.g. titanium plates



Configuration Example



85.190.10

Universal Instrument Rack



85.251.04

Mixing Cup with lid, stainless steel, Ø 4 cm

Profile for instruments with individual water jet cutting

10 ¹⁰⁻¹² Maintenance

+49 (0) 74 64 / 98 88 0



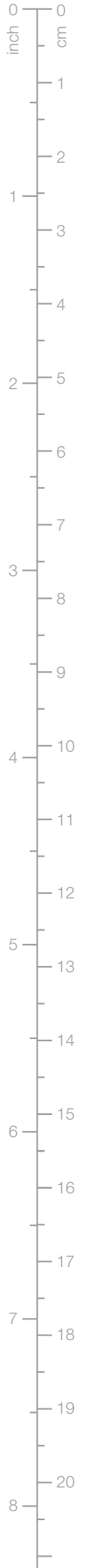
zepi-dental.com



MADE  **IN GERMANY**

The instruments illustrated in this catalogue are subject to modifications regarding technical progress and improvements.


Scale



Alphabetical Index
Pages **11-02** to **11-06**

Numerical Index
Pages **11-07** to **11-19**

Terms of
Delivery and Payment
Page **11-20**



A

Adenoid Curette	07-19
Adson Forceps	06-05
Adson Micro Forceps	06-04
Allen Key	06-30, 09-09
Allis Tissue Forceps	06-06
All-purpose Forceps	09-02
All-purpose Handles M2.5	02-05
All-purpose Pliers	04-27
Alveolar Ridge Measuring Caliper	07-37
Amalgam Gun	04-08
Anatomic Forceps	03-36, 06-02
Anatomical Plate Forceps	03-36
Anterior VGO Ost-Set	07-16
Antrum Probe	06-42
Apical Root Elevator	05-59
Approximal Desmotome	05-50
Arkansas, Original Sharpening Stone	03-32
Articulating Forceps	04-24
Aspirator	06-40 , 07-27, 07-29
Aspirator with Luer Connector	03-36
Atraumatic Surgical Forceps	06-04
Atraumatic Tissue Forceps	06-03, 08-10
ATTIN Compo Knife	04-06
Augmentation Kit	07-32 - 07-33
Augmentation Material Applicator	07-34

B

Back Action Chisel	03-31 , 07-11
Backhaus Towel Clamp	06-06
Ball-shaped Plugger	04-09
Bauer Crown-Spreading Pliers	09-01
Beck Atraumatic Forceps	06-03
Beck Extracting Forceps	05-27 - 05-31
Beck Root Elevator	05-53
Beck Suture Removal Scissors	08-06
Beebee Crown Scissors	06-36
Bein Elevator	05-52
Benex Extraction	05-01 - 05-06
Benex Pole Extractor	05-03, 05-05
Beyer Bone Rongeur Forceps	06-25
bionik	03-01
bionik End Cap	03-03
bionik Gracey M5 Prophylaxis Set	03-06 - 03-07
bionik Handle	02-02, 03-02 - 03-03
bionik Mouth Mirror Handle	03-02 - 03-03
bionik Reduction Insert	03-03
bionik Sickle Curette	03-06 - 03-07
bionik Sickle Scaler	03-06 - 03-07
Blade Holder	06-27 - 06-30, 08-14
Blade Holder 3D	06-30
Blade Holder Drop-Control	06-27
Blumenthal Bone Rongeur Forceps	06-24
Böhler Bone Rongeur Forceps	06-26
Boley Sliding Caliper	07-37
Bone- & Alveolotomy File	06-43
Bone Caliper	07-37
Bone Crusher	07-21
Bone Cutting Forceps	06-26
Bone Fitting Set	07-11
Bone Holding Forceps	06-46
Bone Mill	07-22
Bone Mill Forceps	07-21
Bone Rongeur Forceps	06-24 - 06-26
Bone Scraper	07-05
Bone Scraper II	07-05
Bone Splitting System by Vollmer Valentin	07-08 - 07-09

Bowdler-Henry's Rake	06-12
Bowl	06-41
Bridges and Crowns Removing Pliers	09-05
Brozio Anatomical Plate Forceps	03-36
Brush	10-08
Brush Holder	04-22
Brush Holder CompoSMOOTH	04-04 - 04-05
Bur Stand	07-20

C

Cannula, Syringe	06-41
Cartridge Syringe	06-41
Carving Instrument	09-07
Cawood-Minnesota Cheek Retractor	06-09
Cement Spatula	04-11
Cheek and Lip Retractor	06-10 - 06-11
Cheek Retractor / Photography Retractor	02-07
Cheek Retractor	06-09, 06-15
Cheek Retractor Onyx	02-07
Chisel	07-09, 07-11
Chompert Syndesmotome	05-58
Cleveland Bone Cutting Forceps	06-26
Cleveland Bone Rongeur Forceps	06-25
CMF System	10-10 - 10-11
CMF-Box	10-10
Columbia Universal Curette	03-18 - 03-19
Compo Knife ATTIN	04-06
Composite Instrument	04-02 - 04-05
Composite Set	04-01
CompoSMOOTH	04-01 , 04-04 - 04-05
Condenser	04-10
Cooley Micro Forceps	08-09
Cotton Plugger	06-42
Cow Horn Probe	02-10
Crile-Wood Needle Holder	06-39
Crown Butler	09-04
Crown Forceps	09-02
Crown Holding Pliers	09-05
Crown Lever	09-05
Crown Remover automatic	09-04
Crown Ring Remover	09-04
Crown Scissors	06-36, 06-43
Crown-Extraction Pliers	09-03
Crown-Spreading Pliers	09-01
Crown-Tractor	09-03
Cryer Root Elevator	05-61
Curette Gracey bionik	03-12, 03-16 - 03-17
Curette Gracey bionik nanopal	03-06 - 03-07
Curette Gracey Z-Shape nanopal	03-06 - 03-07
Curette Titanium	03-20 - 03-21
Curette Universal bionik	03-14, 03-18 - 03-20, 03-34
Curette Universal stainless steel	03-26

D

De Bakey Forceps	06-02
Dean Scissors	06-33
Deep Scaling	03-06 - 03-07
Denhart Mouth Retractor	06-11
Dental-Tray Cassette	10-08
Derf Needle Holder	06-39
Desmotome	05-44 - 05-45
Diamond Drill	07-27, 07-29
Diamond-Tipped Jaws	09-06
Diatrac	09-03
Disimpaction Forceps	06-11
Double-Action Instrument	08-04
Dressing Forceps	06-06, 08-10



Drill Rack	10-08
Drilling Sleeve	07-35
Drilling Template	07-39
Drop-Control® Blade Holder	06-27

E

Easy Contact Point Instrument	04-25
ECO ImplaTool Set	07-01 - 07-04
Elevator	06-23
Elevator for axial luxation	05-57
Elevators	06-19, 06-21
Endo Handle	03-09
Endo Plugger	03-37
Endo Set	03-34 - 03-35
Endodontic Mirror	03-37
Excavator	04-12 - 04-13
Exlog Extracting Forceps	05-33 - 05-36
Exlog RoBa Extracting Forceps	05-37 - 05-40
Extracting Forceps	05-07 - 05-40
Extracting Forceps, American Pattern	05-20 - 05-25
Extraction System Benex	05-01 - 05-06

F

Fahnenstock	09-07
Fedi Periodontal File	03-30
Ferrozell Hammer	06-47
Filling Instrument Composite	04-02 - 04-05
Finger Protector	06-08
Finishing Clamp	04-26
Flag Holder Set	07-35
FLEX-EX Power Periotome	05-49
Flohr Root Elevator	05-56
Forceps	06-02 - 06-05, 08-10
Forceps Anatomic	03-36, 06-02
Forceps Atraumatic	06-03 - 06-04
Forceps Micro Cooley	08-09
Forceps Surgical	06-02 - 06-05
Fracture Splint	06-44
Frazier Suction Cannula	06-41
Freer Elevator	06-19
Furcation Probe	03-09

G

Gärtner Root Elevator	05-52, 05-58
Gerald Forceps	06-05
Giesenhagen One Step Augmentation & Implantation	07-18 - 07-19
Gillies Forceps	06-05
Gingiva Retractor	06-30
Gingivectomy Knife	03-28 - 03-29
Glickmann Raspatory	06-23
Gluckman Bone Holding Forceps	06-46
Goldman-Fox Gingivectomy Knife	03-28 - 03-29
Goldman-Fox Scissors	06-33
Gracey Curette bionik	03-16 - 03-17
Gracey Curette stainless steel	03-24 - 03-25
Gracey M5	03-06 - 03-07
Gracey M5 Prophylaxis Set	03-06 - 03-07
Gracey M5 Titanium Curette	03-21
Gross Dressing Forceps	06-06

H

Haemostatic Forceps	06-06 - 06-07
Halstead Micro Haemostatic Forceps	06-07
Halstead-Mosquito Haemostatic Forceps	06-07
Hammer	06-47 , 07-10
Handle bionik M2.5	02-02 - 03-03

Handle bionik M4 x 0.5	02-02
Handle Comparison M2.5	02-03
Handle Comparison M4 x 0.5	03-04
Handle Universal M2.5	02-05
Handle Universal M4 x 0.5	03-02
Hartmann Haemostatic Forceps	06-07
Heidbrink Root-Splinter Elevator	05-54
Heidemann Spatula	04-11
Hemingway Sharp Spoon	05-50 - 06-20
Hildebrand H-Tool Set	05-46 - 05-47
Hildebrand Luxation Elevator	05-41 - 05-45, 05-48
Hilger Retractor	02-05, 06-08
Hirschfeld Periodontic Files	03-28
Hohl Hildebrand Bone Fitting Set	07-11
Hold'n'Cut Micro Needle Holder	08-08 , 08-12
Hollow Cylinder Osteotome	07-12
H-Tool Set	05-46 - 05-47
Hygienist Scaler bionik	03-15, 03-22
Hygienist Scaler stainless steel	03-27
Hylin Root Elevator	05-58

I

ID Plug	03-02
Impac Tray acc. to PD Dr. Weng	08-11 - 08-13
Implant Guide	07-39
ImplaTool Set	07-01 - 07-04
Impression Tray	04-14 - 04-20
Inlay Forceps	09-03
Instrument Rack universal	07-31
Inter-Implantary Wedges	07-10
Iris Scissors	06-32
Ivory	04-08
Ivory Rubber Dam Set	04-21

J

Jones Towel Clamp	06-07
Joseph Scissors	06-32
Junior Matrix Retainer	04-24

K

Kaplan Mini Scaler	03-22
Kapogianni Vestibulum Retractor	06-18
Kelly Haemostatic Forceps	06-06
Kelly Scissors	06-34
Kim Retractor	06-11
Kirkland Gingivectomy Knife	03-28
Kirsch Micro Needle Holder	08-06
Kirsch Plugger	07-23, 07-29, 07-31
Kirsch Sinus Lift Set	07-30 - 07-31
Kirsch Spoon	07-23, 07-29, 07-31
Klingex Safety Blade Remover	06-29
Knife, Palatal	07-38
Kocher Haemostatic Forceps	06-07
Kocher-Langenbeck Retractor	06-14
Krastl CompoSMOOTH	04-01, 04-04 - 04-05
Krekeler Sliding Caliper	07-36

L

La Grange Scissors	06-32
Langenbeck Finger Protector	06-08
Langenbeck Retractor	06-15
Langenbeck-Ryder Needle Holder	06-37
Langer Universal Curette	03-19
Langer Universal Curette stainless steel	03-26
Laster Special Retractor	06-18
Lichtenberg-Ryder Needle Holder	06-37
Ligature Scissors	06-35



Lindo-Levien Root Elevator 05-55
 Lipcare Mouth Mirror 02-04
 Locklin Scissors 06-34
 London College Tweezers 02-08 - 02-09, 03-36
 Lucas Scraper 05-48, 06-20
 Luer Bone Rongeur Forceps 06-24
 Luer Connector 03-36
 Luer-Lock Syringe 06-41
 Luniatschek Cotton Plugger 06-42

M

M5 Deep Scaling Set 03-13
 M5 Titanium Curette 03-21
 Macro Needle Holder 08-07
 Magnetic Stick 03-32
 Mathieu Needle Holder 06-37
 Matrix Band 04-24
 Matrix Retainer 04-24
 Maty Cheek and Lip Retractor 06-10
 Maty Suction Tube 07-29
 Mayo-Hegar Needle Holder 06-38
 McCall Universal Curette 03-18
 Mead Hammer 06-47
 Medical White Oil 10-09
 Medicine Cup 06-41, 10-09
 Meiselbach Sinus Elevator 07-23
 Meriam Tweezers 02-08
 Merrifield Gingivectomy Knife 03-29
 Metzenbaum Preparation Scissors 06-34
 Metzenbaum-Fino Scissors 06-35
 Micro Aspirator 06-40
 Micro Blade Holder 08-14
 Micro Bone Rongeur Forceps 06-24
 Micro Forceps 08-04, 08-09 - 08-10
 Micro Friedmann Bone Rongeur Forceps 06-24
 Micro Instrument Set 08-15
 Micro Needle Holder 08-04, 08-06 - 08-08, 08-12
 Micro Scalpel Blade 08-14
 Micro Scalpel Handle 08-14
 Micro Scissors 08-05
 Micro Sinus Plugger 07-27
 Micro Sinus Spoon 07-27
 Micro Tissue Forceps 08-09
 Micro-Adson Forceps 06-04
 Micro-composite Spatula 04-07
 Micro-Halstead Haemostatic Forceps 06-07
 Micro Mirror 03-37
 Middeldorpf Retractor 06-13
 Miller Bone- & Alveolotomy File 06-43
 Miller Crown Ring Remover 09-04
 Miller Root Elevator 05-57
 Milling Part for Bone Mill 07-22
 Mini Friedmann Bone Rongeur Forceps 06-25
 Mini-Kaplan Scaler 03-22
 Mirror for Photography 06-45
 Mirror Handle M2.5 02-03
 Mirror Micro 03-37
 Mixing Cup 07-19, 07-27, 07-29, 07-31, 07-33, 10-09
 Mizani Palatal Knife 07-38
 Mobilization Hook 06-13
 Modeling Instrument 09-07
 Modeling Knife 04-15
 Molt Mouth Prop 06-11
 Mouth Gag 06-08
 Mouth Mirror 02-04
 Mouth Prop 06-11
 Mucosa Membrane Punch 07-20

Müller Retractor 06-08
 Müller Vestibulum Retractor 06-09

N

Nabers Furcation Probe 03-09
 Nanopal® coating 03-06 - 03-07
 Needle Holder 06-37 - 06-39
 Needle Holder Lichtenberg 06-37
 Needle Holder Micro 08-06 - 08-08
 Needle Holder Swedish Model 06-38
 Nerve-Canal Pliers 03-36
 New Osteotome Kit 07-06 - 07-07
 Norm-Tray Cassette 10-08

O

Obwegeser Retractor 06-12, 06-17
 Obwegeser Soft Tissue Hook 06-16
 Ochsenbein Periodontal Chisel 03-30 - 03-31
 One Step Augmentation & Implantation Set 07-18 - 07-19
 Onyx RoBa Extracting Forceps 05-29 - 05-31
 Onyx Scissors 06-31, 08-05
 Onyx Xtool 05-42 - 05-45
 Osteotome 07-12 - 07-13
 Osteotome angulated, VGO 07-17
 Osteotome Kit 07-06 - 07-07
 Osteotome Set 07-12 - 07-13

P

PA Probe 03-01, 03-08 - 03-11
 Palatal Knife 07-38
 Papilla Elevator 06-30, 08-14
 Papillex 06-30
 Pear-shaped Plugger 04-08
 Pedodontic Extracting Forceps 05-26, 05-32
 Peet Splinter Forceps 03-37, 04-27
 Perforation Raspatory 07-33
 Periodontal Chisel 03-30 - 03-31
 Periodontal Probe 03-01, 03-10
 Periodontal Probe exchangeable 03-08 - 03-11
 Periodontal Set 03-15
 Periodontic Files 03-28
 Periosteal Elevator 06-21, 06-23
 Periotome 05-49 - 05-51
 Periotome, exchangeable inserts 05-50
 Photography Mirror 06-45
 Photography Retractor 02-07
 Photography Retractor Onyx 02-07
 Pi Series 07-06
 Pin Applicator 07-07, 07-33, 10-10
 Pin Box 10-11
 Pin Membrane Probe 07-33
 Plain Milling Cutter 07-19
 Plate Forceps 03-36
 Plugger 03-37, 04-08, 07-23, 07-29, 07-31
 Posterior VGO Ost-Set 07-17
 Potts Smith Forceps 06-05
 Power Periotome 05-49
 Preparation Scissors 06-33 - 06-34
 Press Pad 10-05
 Prichard Retractor 06-22
 Probe 02-10, 03-01, 06-42
 Probe Tip interchangeable 02-05
 Profile 10-02 - 10-03
 Profile, individual 10-05
 Prophylaxis Set 03-06 - 03-07
 Prophylaxis Set 'Bionik' 03-15
 Prophylaxis Set 'M5 Deep Scaling' 03-13



Prophylaxis Set 'Universal'	03-14
Prophylaxis-Set 'Gracey'	03-12
Prosthetic Kit	09-08 - 09-09
Proximator Xtool Elevator	05-43 - 05-45

Q

QuickFix	03-02
----------	-------

R

Ragnell-Davis Retractor	06-13
Rake Retractor	06-12
Ramus Retractor	06-16
Raspatory	06-19 - 06-23
Raspatory / Periosteal Elevator	06-21
Ratchet for Prosthetic Kit	09-09
Removing Pliers	09-05
Rescue-Line	05-15
Retraction-Thread Plugger	06-42
Retractor	02-05, 06-08 - 06-18 , 06-22
Retractor 30°	06-22
Retractor acc. to Kim	06-11
Retractor and Mouth Mirror	02-06
Retractor double-ended	06-22
Revolving Chisel Vienna Pattern	05-60
Rhodes Back Action Chisel	03-31
Ring Applicator	07-19
Ring Breaker	07-19
RoBa Extracting Forceps	05-27 - 05-32
RoBa Pedodontic Extracting Forceps	05-32
Rochester-Pean Haemostatic Forceps	06-07
Rongeur	06-24 - 06-26
Root- and Splinter Forceps	05-17
Root Canal Explorer	03-38
Root Canal Plugger	03-38 - 03-39
Root Canal Spreader	03-38
Root Elevator	05-52 - 05-59, 05-61
Root Elevator No. 195	05-55
Root-Splinter Elevator	05-54
Rubber Dam Forceps	04-21
Rubber Dam Frame	04-21
Rubber Dam Punch Forceps	04-21
Ruler	07-37
Ruskin-Liston Bone Cutting Forceps	06-26
Ryder Needle Holder	06-39

S

Safety Blade Remover	06-28
Safety Key	03-05
Scaler bionik	03-22 - 03-23
Scaler stainless steel	03-27
Scalpel Handle	08-14
Scalpel Handle / Blade	06-28 - 06-30
Scalpel Handle with scale	06-29
Scalpel Micro	06-29
Schäfer Retractor	06-15
Scissors	06-31 - 06-36
Screw Box	10-11
Screw Osteotome straight, VGO	07-16
Screw Inserts	07-07
Screw Rack	10-10
Screwdriver Handle	07-07
Secure-Line	05-14
Seldin Root Elevator	05-56
Semken Forceps	06-03
Semken-Taylor Forceps	06-02
Senior Matrix Retainer	04-24
Senn-Miller Retractor	06-13

Separating Disc	07-10
Separation Forceps	04-23
Shakibaie-M. Micro Sinus Aspirator	07-27
Shakibaie-M. Sinus Lift Set	07-25 - 07-27
Shank Inserts	07-07
Sharp Spoon	05-50, 06-20
Sharpening Oil	03-32
Sharpening Stone	03-32 - 03-33
Sickle Scaler bionik	03-22 - 03-23
Sickle Scaler stainless steel	03-27
Silicone Mouth Gag	06-08
Sinus Elevator	07-23 - 07-31
Sinus Instrument	07-23 - 07-31
Sinus Lift Set	07-25 - 07-31
Sinus-Line Aspirator	06-40 , 07-27, 07-29
Sliding Caliper	07-36 - 07-37
Small Extracting Forceps	05-26, 05-32
Soft Application Insert	04-04
Soft Tissue Hook	06-16
Soft Tissue Micro Instrument Basic Set	08-15
Spatula	04-10
Special Curette bionik	03-12 - 03-17
Special Curette stainless steel	03-24 - 03-25
Spencer Scissors	06-35
Spiculum Raspatory	06-23
Spina-Nasalis Retractor	06-17
SpinLock	08-04
Splint	06-44
Splinter Forceps	03-36
Spoon	07-23, 07-29, 07-31
Sterilization Container	10-07
Sternberg Lip Retractor	06-11
Stiller Sinus Lift Set	07-28 - 07-29
Storage Box for Pins	07-07, 07-33
Suction Cannula	06-41
Supercut	06-32
Surgical Aspirator	03-36, 06-40
Surgical Scissors	06-36
Suture Forceps	06-02
Suture Forceps Micro	08-10
Suture Removal Scissors	08-06
Syfrig Benex Extraction System	05-01 - 05-06
Syringe	06-41

T

Tampon Plugger	06-42
Taylor Scaler	03-23
Telecrown-Grip	09-06
Tele-Grip	09-02
Telescope Crown Pliers	09-05 - 09-06
Template, drilling	07-39
Tessier Mobilization Hook	06-13
Test Probe, Acryl	03-32
Tissue Forceps	06-02 - 06-06, 08-09
Tissue Forceps Atraumatic	08-10
Titanium Curette	03-20 - 03-21
Titanium Milling Part	07-21
Titanium Pin	07-33
Tofflemire Matrix Band	04-24
Tofflemire Matrix Retainer	04-24
Tongue Depressor	06-12
Torx	09-09
Towel Clamp	06-06 - 06-07
Tower Point Scissors	06-35
Towner / Jacquette Scaler stainless steel	03-27
Trephine	07-19 - 07-20
Tungsten Carbide	06-32



Tunneling Instrument	08-01 - 08-03
Tweezers	02-08 - 02-09
Tweezers anatomical	03-36
Twist-Ex Extracting Forceps Kit	05-18 - 05-19

U

Universal Crown Scissors	06-36
Universal Curette bionik	03-18 - 03-19
Universal Curette stainless steel	03-26
Universal Forceps	04-27 , 09-02
Universal Prophylaxis Set	03-14
Universal Titanium Curette	03-20
Universal Tweezers	04-27

V

Vestibulum Retractor	06-09, 06-18
VGO Ost-Set	07-14 - 07-17
Vienna Revolving Chisel	05-60
Vise	03-32
Vollmer Hammer	06-47 , 07-10
Vollmer Valentin Bone Splitting System	07-08 - 07-09

W

Washbasket	10-03
Washtray	10-02
Water Syringe	06-41
Wax Carver	09-07
Wedge Applicator	07-10
Wedges	07-10
Weng Impac Tray	08-11 - 08-13
Weng Needle Holder	08-12
Weng Papilla Elevator	08-14
WHO Probe	03-10
Wieder Tongue Depressor	06-12
Williger Raspatories	06-19
Winter Root Elevator	05-61
Wire and Ligature Pliers	06-44
Wire Cutting Pliers	06-43 - 06-44
Wire Sizing / Ligature Pliers	06-44
Wisdom Rourier Extracting Forceps	05-16
Witzel Root-Splinter Forceps	05-16

X

Xcision Extracting Forceps	05-07 - 05-19
Xtool Luxation Elevator	05-41 - 05-48
Xtool Set	05-48

Y

Yildirim Drilling Sleeve	07-35
--------------------------	-------

Z

Zaufal-Jansen Bone Rongeur Forceps	06-25
Zepf, Original Sharpening Stone	03-33
ZEPF-Care System	10-01 - 10-07
Zepf-Line Periotome	05-51
Z-Shape Gracey M5 Prophylaxis Set	03-06 - 03-07
Z-Shape Handle	02-01
Z-Shape Sickle Curette	03-06 - 03-07
Z-Shape Sickle Scaler	03-06 - 03-07



Numerical Index

Pages 11-07 to 11-19

All medical devices according to the Medical Device Directive 93/42/EEC are marked with CE in the numerical index. All CE marked medical devices that have to be provided with the notified body are marked with * next to the CE mark, in the numerical index. The notified body is available through our latest valid certificates. These are available per request or download from **zepf-dental.com**.



11 11-08 Numerical Index

+49 (0) 74 64 / 98 88 0



08.902.031HF	07-29	CE*
08.906.014C	07-27	CE*
08.906.016C	07-27	CE*
08.906.018C	07-27	CE*
08.906.023C	07-29	CE*
08.906.029C	07-29	CE*
08.910.01	07-20	CE*
08.910.02	07-20	CE*
08.910.03	07-20	CE*
08.910.04	07-20	CE*
08.910.05	07-20	CE*
08.910.06	07-20	CE*
08.910.07	07-20	CE*
08.910.08	07-20	CE*
08.910.08F	07-19	CE*
08.910.08S	07-19	CE*
08.910.09	07-20	CE*
08.910.09F	07-19	CE*
08.910.09S	07-19	CE*
08.910.10	07-20	CE*
08.910.10F	07-19	CE*
08.910.10S	07-19	CE*
08.910.11	07-20	CE*
08.910.11F	07-19	CE*
08.910.11S	07-19	CE*
08.910.12	07-20	CE*
08.910.13	07-20	CE*
08.910.13F	07-19	CE*
08.910.13S	07-19	CE*
08.910.22	07-19	CE*
08.911.30	07-20	CE*
08.912.10	07-20	CE*
08.912.50	07-20	CE*
08.912.75	07-20	CE*
08.915.02	07-35	CE*
08.915.05	07-35	CE*
08.917.00	07-35	CE
08.917.05	07-35	CE
08.917.07	07-35	CE
08.917.13	07-35	CE
08.917.20	07-35	CE
08.920.03	07-20	CE*
08.920.04	07-20	CE*
08.920.05	07-20	CE*
08.920.06	07-20	CE*
08.920.13	07-20	CE*
08.920.16	07-20	CE*
10.681.07	05-26	CE
10.681.13	05-26	CE
10.681.22	05-26	CE
10.681.29	05-26	CE
10.681.33	05-26	CE

10.681.51	05-26	CE
10.681.52	05-26	CE
10.685.07	05-32	CE
10.685.13	05-32	CE
10.685.22	05-32	CE
10.685.29	05-32	CE
10.685.33	05-32	CE
10.685.51	05-32	CE
10.685.52	05-32	CE
101.24526B	06-30	CE
12.002.00Z	05-09	CE
12.007.00Z	05-09	CE
12.013.00Z	05-10	CE
12.017.00Z	05-09	CE
12.018.00Z	05-09	CE
12.021.90Z	05-12	CE
12.022.00Z	05-11	CE
12.033.01Z	05-10	CE
12.034.00Z	05-12	CE
12.034.00Z	05-18	CE
12.034.01Z	05-12	CE
12.034.07Z	05-14	CE
12.034.08Z	05-14	CE
12.035.00Z	05-12	CE
12.035.00Z	05-18	CE
12.035.01Z	05-12	CE
12.035.07Z	05-14	CE
12.035.08Z	05-14	CE
12.036.00Z	05-13	CE
12.036.00Z	05-19	CE
12.036.01Z	05-13	CE
12.036.01Z	05-19	CE
12.036.07Z	05-14	CE
12.036.08Z	05-14	CE
12.044.15Z	05-15	CE
12.045.15Z	05-15	CE
12.045.15ZS	05-15	CE
12.045.15ZS	05-31	CE
12.045.15ZSTI	05-31	CE
12.051.01Z	05-10	CE
12.051.15Z	05-15	CE
12.051.15ZS	05-15	CE
12.051.15ZS	05-31	CE
12.051.15ZSTI	05-31	CE
12.059.00Z	05-17	CE
12.067.01Z	05-10	CE
12.067.17Z	05-09	CE
12.067.18Z	05-09	CE
12.067.90Z	05-15	CE
12.067.95Z	05-13	CE
12.067.95Z	05-19	CE
12.073.01Z	05-10	CE

12.079.00Z	05-11	CE
12.079.90Z	05-15	CE
12.079.95Z	05-13	CE
12.079.95Z	05-19	CE
12.087.00Z	05-11	CE
12.213.00Z	05-30	CE
12.213.00ZD	05-30	CE
12.213.00ZTI	05-30	CE
12.217.00Z	05-31	CE
12.217.00ZD	05-31	CE
12.217.00ZTI	05-31	CE
12.218.00Z	05-31	CE
12.218.00ZD	05-31	CE
12.218.00ZTI	05-31	CE
12.221.90Z	05-31	CE
12.221.90ZD	05-31	CE
12.221.90ZTI	05-31	CE
12.222.00Z	05-31	CE
12.222.00ZD	05-31	CE
12.222.00ZTI	05-31	CE
12.234.07Z	05-30	CE
12.234.07ZD	05-30	CE
12.234.07ZTI	05-30	CE
12.234.08Z	05-30	CE
12.234.08ZD	05-30	CE
12.234.08ZTI	05-30	CE
12.235.07Z	05-30	CE
12.235.07ZD	05-30	CE
12.235.07ZTI	05-30	CE
12.235.08Z	05-31	CE
12.235.08ZD	05-31	CE
12.235.08ZTI	05-31	CE
12.236.07Z	05-30	CE
12.236.07ZD	05-30	CE
12.236.07ZTI	05-30	CE
12.236.08Z	05-30	CE
12.236.08ZD	05-30	CE
12.236.08ZTI	05-30	CE
12.267.01Z	05-31	CE
12.267.01ZD	05-31	CE
12.267.01ZTI	05-31	CE
12.279.90Z	05-30	CE
12.279.90ZD	05-30	CE
12.279.90ZTI	05-30	CE
12.300.08	05-01	CE
12.300.08	05-04	CE
12.300.11	05-03	CE
12.300.11	05-05	CE
12.300.15	05-04	CE
12.300.16	05-04	CE
12.300.17	05-04	CE
12.300.20	05-04	CE

12.300.30	05-05	CE
12.300.35	05-05	CE
12.300.45	05-03	CE
12.300.45	05-05	CE
12.300.47	05-05	CE
12.300.60	05-05	CE
12.300.65	05-05	CE
12.300.70	05-05	CE
12.300.75	05-05	CE
12.300.80	05-05	CE
12.302.00	05-02	CE
12.302.00	05-03	CE
12.302.00	05-04	CE
12.302.01	05-04	CE
12.303.00	05-02	CE
12.303.00	05-03	CE
12.303.00	05-04	CE
12.701.00Z	05-18	CE
14.001.00	05-20	CE
14.001.01	05-20	CE
14.010.09	05-20	CE
14.010.11	05-25	CE
14.016.00	05-21	CE
14.017.00	05-21	CE
14.018.15	05-21	CE
14.018.16	05-20	CE
14.023.00	05-20	CE
14.053.15	05-21	CE
14.053.16	05-21	CE
14.065.00	05-22	CE
14.069.00	05-22	CE
14.088.15	05-22	CE
14.088.16	05-22	CE
14.101.00	05-22	CE
14.150.00	05-23	CE
14.150.00D	05-23	CE
14.150.05	05-23	CE
14.150.10	05-24	CE
14.150.11	05-24	CE
14.151.00	05-23	CE
14.151.00D	05-23	CE
14.151.01	05-23	CE
14.151.05	05-23	CE
14.151.10	05-25	CE
14.151.11	05-24	CE
14.210.05	05-24	CE
14.217.00	05-24	CE
14.222.00	05-25	CE
14.222.11	05-25	CE
14.700.01	05-16	CE
14.700.01Z	05-16	CE
14.700.10Z	05-17	CE

14.701.10Z	05-17	CE
15.021.90	05-35	CE
15.034.00	05-34	CE
15.034.01	05-34	CE
15.035.00	05-34	CE
15.035.01	05-34	CE
15.036.00	05-35	CE
15.036.01	05-35	CE
15.045.15	05-35	CE
15.051.15	05-35	CE
15.067.90	05-34	CE
15.079.90	05-35	CE
15.213.00	05-39	CE
15.213.00D	05-39	CE
15.217.00	05-39	CE
15.217.00D	05-39	CE
15.218.00	05-39	CE
15.218.00D	05-39	CE
15.222.00	05-39	CE
15.222.00D	05-39	CE
15.234.07	05-38	CE
15.234.07D	05-38	CE
15.234.08	05-38	CE
15.234.08D	05-38	CE
15.235.07	05-38	CE
15.235.07D	05-38	CE
15.235.08	05-38	CE
15.235.08D	05-38	CE
15.236.07	05-39	CE
15.236.07D	05-39	CE
15.236.08	05-39	CE
15.236.08D	05-39	CE
15.267.01	05-39	CE
15.267.01D	05-39	CE
15.279.90	05-39	CE
15.279.90D	05-39	CE
17.001.00	05-52	CE
17.001.01	05-52	CE
17.001.02	05-52	CE
17.001.03	05-52	CE
17.001.10	05-52	CE
17.001.11	05-52	CE
17.001.12	05-52	CE
17.001.13	05-52	CE
17.006.01	05-57	CE
17.006.02	05-57	CE
17.006.03	05-57	CE
17.006.04	05-57	CE
17.007.00	05-48	CE
17.007.01	05-42	CE
17.007.01	05-48	CE
17.007.01TI	05-42	CE

17.007.02	05-42	CE
17.007.02	05-48	CE
17.007.02TI	05-42	CE
17.007.03	05-42	CE
17.007.03	05-48	CE
17.007.03TI	05-42	CE
17.007.04	05-43	CE
17.007.04	05-48	CE
17.007.04TI	05-43	CE
17.007.05	05-43	CE
17.007.05	05-48	CE
17.007.05TI	05-43	CE
17.007.06	05-43	CE
17.007.06TI	05-43	CE
17.007.07	05-43	CE
17.007.07TI	05-43	CE
17.008.01	05-43	CE
17.008.01TI	05-43	CE
17.008.02	05-44	CE
17.008.02TI	05-44	CE
17.008.03	05-44	CE
17.008.03TI	05-44	CE
17.008.04	05-44	CE
17.008.04TI	05-44	CE
17.008.05	05-44	CE
17.008.05TI	05-44	CE
17.008.06	05-44	CE
17.008.06TI	05-44	CE
17.008.08	05-45	CE
17.008.08TI	05-45	CE
17.008.09	05-45	CE
17.008.09TI	05-45	CE
17.008.10	05-45	CE
17.008.10TI	05-45	CE
17.008.11	05-45	CE
17.008.11TI	05-45	CE
17.008.90	05-45	CE
17.008.90TI	05-45	CE
17.009.01	05-47	CE
17.009.02	05-47	CE
17.009.05	05-47	CE
17.010.02	05-56	CE
17.010.03	05-56	CE
17.013.00	05-52	CE
17.013.01	05-52	CE
17.013.02	05-52	CE
17.014.00	05-58	CE
17.014.01	05-58	CE
17.014.02	05-58	CE
17.020.01	05-58	CE
17.020.02	05-58	CE
17.045.00	05-50	CE



11 11-10 Numerical Index

+49 (0) 74 64 / 98 88 0



17.045.04	05-50	CE
17.045.05	05-50	CE
17.051.01	05-54	CE
17.051.02	05-54	CE
17.051.03	05-54	CE
17.052.01	05-54	CE
17.052.02	05-54	CE
17.052.03	05-54	CE
17.053.02	05-54	CE
17.053.03	05-54	CE
17.055.01	05-54	CE
17.055.02	05-54	CE
17.055.03	05-54	CE
17.056.01	05-54	CE
17.056.02	05-54	CE
17.056.03	05-54	CE
17.100.08	05-57	CE
17.100.09	05-57	CE
17.100.10	05-57	CE
17.100.11	05-57	CE
17.100.35	05-56	CE
17.100.39	05-61	CE
17.100.40	05-61	CE
17.100.46	05-56	CE
17.100.57	05-56	CE
17.100.60	05-56	CE
17.100.61	05-56	CE
17.100.62	05-56	CE
17.101.60	05-56	CE
17.101.61	05-56	CE
17.101.62	05-56	CE
17.195.00	05-55	CE
17.200.01	05-53	CE
17.200.02	05-53	CE
17.200.03	05-53	CE
17.201.01	05-53	CE
17.201.02	05-53	CE
17.301.00	05-59	CE
17.302.00	05-59	CE
17.303.00	05-59	CE
17.304.00	05-59	CE
17.336.15	05-61	CE
17.336.16	05-61	CE
17.337.15	05-61	CE
17.337.16	05-61	CE
17.395.01	05-55	CE
17.395.02	05-55	CE
17.395.03	05-55	CE
17.396.01	05-55	CE
17.396.02	05-55	CE
17.396.03	05-55	CE
17.410.03	05-58	CE

17.677.16	05-59	CE
17.677.17	05-59	CE
17.700.00	07-12	CE
17.700.40	07-12	CE
17.700.45	07-12	CE
17.710.00	07-16	CE
19.010.00	04-21	CE
19.015.00	04-21	CE
19.015.50	04-21	CE
19.037.01	04-21	CE
19.060.00	04-24	CE
19.061.01	04-24	CE
19.061.02	04-24	CE
19.061.03	04-24	CE
19.061.13	04-24	CE
19.062.00	04-24	CE
19.063.01	04-24	CE
19.099.00	04-23	CE
19.125.00	04-21	CE
19.199.00	04-22	CE
19.200.00	04-04	CE
19.200.30	04-05	CE
19.201.11	04-04	CE
19.201.21	04-04	CE
19.201.31	04-04	CE
19.202.00	04-01	CE
19.202.00	04-04	CE
19.270.50	06-11	CE
19.272.00	09-04	CE
19.272.01	09-04	CE
19.272.02	09-04	CE
19.272.03	09-04	CE
19.272.10	09-04	CE
19.273.00	09-04	CE
19.274.00	09-03	CE
19.274.01	09-03	CE
19.274.13	09-03	CE
19.274.50	09-03	CE
19.274.60	09-03	CE
19.275.00	09-04	CE
19.275.01	09-04	CE
19.275.02	09-04	CE
19.275.04	09-04	CE
19.277.01Z	09-01	CE
19.279.00	09-05	CE
19.281.15TC	04-27	CE
19.281.15TC	09-02	CE
19.281.16	09-05	CE
19.509.10	03-37	CE
19.509.20	03-37	CE
19.512.03	03-39	CE
19.512.04	03-39	CE

19.512.06	03-39	CE
19.512.09	03-39	CE
19.512.13	03-39	CE
19.512.14	03-39	CE
19.512.16	03-39	CE
19.512.19	03-39	CE
19.513.03	03-38	CE
19.513.04	03-38	CE
19.513.05	03-38	CE
19.516.00	03-38	CE
19.521.00	03-38	CE
19.561.13	03-36	CE
19.574.14	06-42	CE
19.574.16	06-42	CE
19.576.13	06-42	CE
19.576.14	06-42	CE
19.576.16	06-42	CE
19.600.18	06-42	CE
19.600.25	06-42	CE
19.641.02	06-41	CE
19.641.03	06-41	CE
19.649.15	06-40	CE
19.649.30	06-40	CE
19.649.50	06-40	CE
19.649.60	03-36	CE
19.651.13	06-40	CE
19.651.13	07-29	CE
19.651.14	06-40	CE
19.651.14	07-29	CE
19.651.15	06-40	CE
19.651.15M	06-40	CE
19.651.15M	07-27	CE
19.651.30	06-40	CE
19.700.00	06-41	CE
19.700.05	06-41	CE
19.710.18	06-41	CE
19.714.01	07-34	CE
19.714.02	07-34	CE
19.714.03	07-34	CE
19.714.04	07-34	CE
19.714.16	07-34	CE
19.750.00	06-41	CE
19.762.00	06-41	CE
22.011.03	02-08	CE
22.014.03	02-08	CE
22.024.04	02-09	CE
22.025.03	02-09	CE
22.025.03	07-04	CE
22.025.03	08-13	CE
22.025.03D	02-09	CE
22.031.08	03-36	CE
22.051.03	02-08	CE

22.100.15	04-24	CE
22.101.15	04-24	CE
22.106.01	06-02	CE
22.107.21	03-36	CE
22.200.12	06-02	CE
22.200.13	06-02	CE
22.200.14	06-02	CE
22.200.15	06-02	CE
22.200.20	06-02	CE
22.230.13	06-02	CE
22.230.14	06-02	CE
22.270.12	06-05	CE
22.272.15	06-04	CE
22.278.12	06-02	CE
22.278.15	06-02	CE
22.279.15	06-02	CE
22.281.15TC	04-27	CE
22.310.12	06-05	CE
22.310.15	06-05	CE
22.400.13	06-03	CE
22.400.14	06-03	CE
22.408.11	06-03	CE
22.408.13	06-03	CE
22.408.14	06-03	CE
22.408.16	06-03	CE
22.408.20	06-03	CE
22.416.15	06-05	CE
22.430.17	06-05	CE
22.450.18	06-05	CE
22.480.12	06-03	CE
22.480.15	06-03	CE
22.481.12	06-03	CE
22.481.15	06-03	CE
22.486.12	06-05	CE
22.486.15	06-05	CE
22.488.12	06-04	CE
22.488.15	06-04	CE
22.488.20	06-05	CE
22.489.00	06-04	CE
22.489.00	07-04	CE
22.489.00M	06-04	CE
22.489.00M	08-13	CE
22.489.01	06-04	CE
22.523.13	03-37	CE
22.523.13	04-27	CE
22.523.90D	03-37	CE
22.523.90D	04-27	CE
22.810.17	08-09	CE
22.810.17	08-13	CE
22.810.17	08-15	CE
22.810.17D	08-09	CE
22.811.17	08-09	CE

22.811.17D	08-09	CE
22.812.17	08-10	CE
22.814.17	08-10	CE
22.815.17	08-09	CE
22.816.17	08-09	CE
22.820.17	08-10	CE
22.820.17D	08-10	CE
22.820.17TC	08-10	CE
22.821.17	08-10	CE
22.821.17D	08-10	CE
22.824.17	06-03	CE
22.830.17	08-04	CE
23.050.10	06-07	CE
23.051.10	06-07	CE
23.054.12	06-07	CE
23.055.12	06-07	CE
23.058.12	06-07	CE
23.059.12	06-07	CE
23.060.12	06-07	CE
23.061.12	06-07	CE
23.062.12	06-07	CE
23.063.12	06-07	CE
23.098.14	06-06	CE
23.099.14	06-06	CE
23.104.14	06-07	CE
23.105.14	06-07	CE
23.105.50	06-46	CE
23.106.14	06-07	CE
23.106.16	06-07	CE
23.106.18	06-07	CE
23.107.14	06-07	CE
23.107.16	06-07	CE
23.107.18	06-07	CE
23.120.12	04-26	CE
23.705.09	06-07	CE
23.709.11	06-06	CE
23.740.20	06-06	CE
23.741.20	06-06	CE
23.781.15	06-06	CE
23.782.15	06-06	CE
24.058.01	06-45	CE
24.058.02	06-45	CE
24.058.03	06-45	CE
24.058.04	06-45	CE
24.058.10	06-45	CE
24.061.22	02-04	CE
24.061.24	02-04	CE
24.062.24	02-04	CE
24.062.24.	02-04	CE
24.062.30	02-06	CE
24.062.31	02-06	CE
24.067.22	02-04	CE

24.067.24	02-04	CE
24.070.22	02-04	CE
24.070.24	02-04	CE
24.071.22	02-04	CE
24.071.24	02-04	CE
24.072.22	02-04	CE
24.072.22.	07-03	CE
24.074.13	03-37	CE
24.074.15	03-37	CE
24.074.16	03-37	CE
24.074.17	03-37	CE
24.075.22	02-04	CE
24.075.24	02-04	CE
24.080.01	02-03	CE
24.086.01	02-03	CE
24.087.00	02-03	CE
24.087.02	08-13	CE
24.089.02	02-03	CE
24.089.02	06-08	CE
24.098.03A	07-03	CE
24.099.08	02-05	CE
24.099.09	02-05	CE
24.099.17	02-05	CE
24.099.23	02-05	CE
24.099.25	02-05	CE
24.101.08	02-10	CE
24.101.09	02-10	CE
24.101.17	02-10	CE
24.101.23	02-10	CE
24.102.03A	02-10	CE
24.102.08	02-10	CE
24.102.09	02-10	CE
24.102.17	02-10	CE
24.102.23	02-10	CE
24.112.05	02-10	CE
24.114.00	08-13	CE
24.124.06	02-10	CE
24.201.01G	03-16	CE
24.201.01GM5	03-13	CE
24.201.01GM5OX	03-06	CE
24.201.01GM5-TI	03-21	CE
24.201.05L	03-14	CE
24.201.05L	03-19	CE
24.201.05L	08-12	CE
24.201.05L-TI	03-20	CE
24.202.03G	03-16	CE
24.203.05G	03-12	CE
24.203.05G	03-15	CE
24.203.05G	03-16	CE
24.204.11G	03-12	CE
24.204.11G	03-15	CE
24.204.11G	03-17	CE



11 11-12 Numerical Index

+49 (0) 74 64 / 98 88 0



24.204.11GM5	03-13	CE
24.204.11GM5OX	03-06	CE
24.204.11GM5-TI	03-21	CE
24.204.15G	03-17	CE
24.205.06HF	07-03	CE
24.205.07G	03-12	CE
24.205.07G	03-15	CE
24.205.07G	03-16	CE
24.205.07GM5	03-13	CE
24.205.07GM5OX	03-06	CE
24.205.07GM5-TI	03-21	CE
24.206.09G	03-16	CE
24.207.02C	03-18	CE
24.207.04C	03-18	CE
24.207.04C-TI	03-20	CE
24.207.06HF	07-03	CE
24.207.13C	03-18	CE
24.207.13G	03-12	CE
24.207.13G	03-15	CE
24.207.13G	03-17	CE
24.207.13GM5	03-13	CE
24.207.13GM5OX	03-06	CE
24.207.13GM5-TI	03-21	CE
24.207.13MC	03-18	CE
24.207.17G	03-17	CE
24.207.17L	03-19	CE
24.207.17MC	03-18	CE
24.207.23	03-14	CE
24.207.23	03-19	CE
24.208.02CI	03-22	CE
24.208.02T	03-23	CE
24.208.03L	03-14	CE
24.208.03L	03-19	CE
24.208.03L	08-12	CE
24.208.03L-TI	03-20	CE
24.208.04S	03-12	CE
24.208.04S	03-13	CE
24.208.04S	03-14	CE
24.208.04S	03-15	CE
24.208.04S	03-23	CE
24.208.04SD	03-23	CE
24.208.04SDOX	03-07	CE
24.208.04SOX	03-06	CE
24.208.06H	03-15	CE
24.208.06H	03-22	CE
24.208.06HF	03-22	CE
24.208.23A	03-23	CE
24.208.23AOX	03-07	CE
24.208.30S	03-22	CE
24.208.35U	03-22	CE
24.209.04GX	03-23	CE
24.210.01L	03-14	CE

24.210.01L	03-19	CE
24.210.01L	08-12	CE
24.210.01L-TI	03-20	CE
24.221.01GM5OX	03-06	CE
24.224.11GM5OX	03-06	CE
24.225.07GM5OX	03-06	CE
24.227.13GM5OX	03-06	CE
24.228.04SOX	03-06	CE
24.228.04SOX	03-07	CE
24.228.23AOX	03-07	CE
24.353.02	09-07	CE
24.437.01	03-28	CE
24.437.02	03-28	CE
24.437.03	03-29	CE
24.437.04	03-29	CE
24.437.07	03-29	CE
24.451.00	03-08	CE
24.451.01	03-08	CE
24.451.02	03-08	CE
24.451.02	03-09	CE
24.451.03	03-08	CE
24.451.06	03-08	CE
24.453.03	03-10	CE
24.453.12	03-10	CE
24.453.15	03-09	CE
24.453.22	03-10	CE
24.453.23	03-10	CE
24.454.01	03-11	CE
24.454.01	03-15	CE
24.454.02	03-11	CE
24.454.03	03-09	CE
24.454.03	03-11	CE
24.454.05	03-11	CE
24.454.06	03-11	CE
24.454.06TI	03-11	CE
24.455.06	03-09	CE
24.455.06	07-03	CE
24.488.01	03-28	CE
24.488.02	03-28	CE
24.490.01	03-30	CE
24.490.02	03-30	CE
24.491.01	03-31	CE
24.491.02	03-31	CE
24.493.01	03-30	CE
24.493.02	03-30	CE
24.493.03	03-30	CE
24.494.00	03-31	CE
24.495.01	03-31	CE
24.495.01	07-11	CE
24.495.02	03-31	CE
24.495.02	07-11	CE
24.495.03	03-31	CE

24.495.03	07-11	CE
24.548.01	06-42	CE
24.551.01	03-24	CE
24.551.03	03-24	CE
24.551.05	03-24	CE
24.551.07	03-24	CE
24.551.09	03-25	CE
24.551.11	03-25	CE
24.551.13	03-25	CE
24.551.15	03-25	CE
24.551.17	03-25	CE
24.551.24S	03-27	CE
24.553.01	03-26	CE
24.553.03	03-26	CE
24.553.05	03-26	CE
24.561.67	03-27	CE
24.565.33	03-27	CE
24.708.25	04-12	CE
24.708.27	04-12	CE
24.708.29	04-12	CE
24.708.31	04-12	CE
24.709.35	04-13	CE
24.709.39	04-13	CE
24.709.41	04-13	CE
24.709.45	04-13	CE
24.710.01OX	04-06	CE
24.710.02OX	04-06	CE
24.711.43	04-12	CE
24.711.44	04-12	CE
24.711.45	04-12	CE
24.725.00	03-34	CE
24.725.05	03-34	CE
24.725.07	03-34	CE
24.725.08	03-34	CE
24.725.09	03-34	CE
24.725.20	03-34	CE
24.725.21	03-35	CE
24.725.58	03-35	CE
24.725.70	03-35	CE
24.725.71	03-35	CE
24.725.72	03-35	CE
24.725.73	03-35	CE
24.725.74	03-35	CE
24.725.86	03-35	CE
24.733.18	04-13	CE
24.733.19	04-13	CE
24.733.20	04-13	CE
24.747.03	07-31	CE
24.747.04	08-13	CE
24.747.06	08-13	CE
24.751.101G	03-16	CE
24.751.101GM5	03-13	CE

24.751.101GM5OX	03-06	CE
24.751.101GM5-TI	03-21	CE
24.751.101L	03-14	CE
24.751.101L	03-19	CE
24.751.101L-TI	03-20	CE
24.751.102CI	03-22	CE
24.751.102G	03-16	CE
24.751.102GM5	03-13	CE
24.751.102GM5OX	03-06	CE
24.751.102GM5-TI	03-21	CE
24.751.102L	03-14	CE
24.751.102L	03-19	CE
24.751.102LC	03-18	CE
24.751.102L-TI	03-20	CE
24.751.102RC	03-18	CE
24.751.102TA	03-23	CE
24.751.103CI	03-22	CE
24.751.103G	03-16	CE
24.751.103L	03-14	CE
24.751.103L	03-19	CE
24.751.103L-TI	03-20	CE
24.751.103TA	03-23	CE
24.751.104	03-34	CE
24.751.104G	03-16	CE
24.751.104L	03-14	CE
24.751.104L	03-19	CE
24.751.104LC	03-18	CE
24.751.104LC-TI	03-20	CE
24.751.104L-TI	03-20	CE
24.751.104RC	03-18	CE
24.751.104RC-TI	03-20	CE
24.751.104XL	03-23	CE
24.751.104XR	03-23	CE
24.751.105	03-34	CE
24.751.105G	03-12	CE
24.751.105G	03-15	CE
24.751.105G	03-16	CE
24.751.105L	03-14	CE
24.751.105L	03-19	CE
24.751.105L-TI	03-20	CE
24.751.106G	03-12	CE
24.751.106G	03-15	CE
24.751.106G	03-16	CE
24.751.106H	03-15	CE
24.751.106H	03-22	CE
24.751.106HF	03-22	CE
24.751.106HF	07-03	CE
24.751.106L	03-14	CE
24.751.106L	03-19	CE
24.751.106L-TI	03-20	CE
24.751.107G	03-12	CE
24.751.107G	03-15	CE

24.751.107G	03-16	CE
24.751.107GM5	03-13	CE
24.751.107GM5OX	03-06	CE
24.751.107GM5-TI	03-21	CE
24.751.107H	03-15	CE
24.751.107H	03-22	CE
24.751.107HF	03-22	CE
24.751.107HF	07-03	CE
24.751.108	03-35	CE
24.751.108G	03-12	CE
24.751.108G	03-15	CE
24.751.108G	03-16	CE
24.751.108GM5	03-13	CE
24.751.108GM5OX	03-06	CE
24.751.108GM5-TI	03-21	CE
24.751.109	03-35	CE
24.751.109G	03-16	CE
24.751.110	03-34	CE
24.751.110G	03-16	CE
24.751.111	03-34	CE
24.751.111G	03-12	CE
24.751.111G	03-15	CE
24.751.111G	03-17	CE
24.751.111GM5	03-13	CE
24.751.111GM5OX	03-06	CE
24.751.112G	03-12	CE
24.751.112G	03-15	CE
24.751.112G	03-17	CE
24.751.112GM5	03-13	CE
24.751.112GM5OX	03-06	CE
24.751.112L	03-34	CE
24.751.112R	03-34	CE
24.751.113C	03-18	CE
24.751.113C	03-34	CE
24.751.113G	03-12	CE
24.751.113G	03-15	CE
24.751.113G	03-17	CE
24.751.113GM5	03-13	CE
24.751.113GM5OX	03-06	CE
24.751.113GM5-TI	03-21	CE
24.751.113L	03-34	CE
24.751.113MC	03-18	CE
24.751.113R	03-34	CE
24.751.114C	03-18	CE
24.751.114C	03-34	CE
24.751.114G	03-12	CE
24.751.114G	03-15	CE
24.751.114G	03-17	CE
24.751.114GM5	03-13	CE
24.751.114GM5OX	03-06	CE
24.751.114GM5-TI	03-21	CE
24.751.114MC	03-18	CE

24.751.115G	03-17	CE
24.751.116G	03-17	CE
24.751.117MC	03-19	CE
24.751.118G	03-17	CE
24.751.118MC	03-19	CE
24.751.123AL	03-23	CE
24.751.123AR	03-23	CE
24.751.123L	03-14	CE
24.751.123L	03-19	CE
24.751.123R	03-14	CE
24.751.123R	03-19	CE
24.751.126	07-02	CE
24.751.130	03-22	CE
24.751.131	03-22	CE
24.751.135UL	03-22	CE
24.751.135UR	03-22	CE
24.751.148	03-35	CE
24.751.149	03-35	CE
24.751.150	07-02	CE
24.751.153	03-35	CE
24.751.155	07-03	CE
24.751.156	07-03	CE
24.751.167	03-35	CE
24.751.168	03-35	CE
24.751.169	03-35	CE
24.751.169	03-35	CE
24.751.170	03-35	CE
24.751.171	03-35	CE
24.751.172	03-35	CE
24.751.172	03-35	CE
24.751.172	03-35	CE
24.751.172	03-35	CE
24.751.173	03-35	CE
24.751.176 S	07-02	CE
24.751.177	07-02	CE
24.751.178	07-02	CE
24.751.179	03-35	CE
24.751.179	07-02	CE
24.751.204L	03-12	CE
24.751.204L	03-13	CE
24.751.204L	03-14	CE
24.751.204L	03-15	CE
24.751.204L	03-23	CE
24.751.204LD	03-23	CE
24.751.204LOX	03-06	CE
24.751.204LOX	03-07	CE
24.751.204LOX	03-07	CE
24.751.204R	03-12	CE
24.751.204R	03-13	CE
24.751.204R	03-14	CE
24.751.204R	03-15	CE
24.751.204R	03-23	CE
24.751.204RD	03-23	CE



11 11-14 Numerical Index

+49 (0) 74 64 / 98 88 0



24.751.204ROX	03-06	CE
24.751.204ROX	03-07	CE
24.751.204ROX	03-07	CE
24.751.318Ti	04-02	CE
24.751.319Ti	04-03	CE
24.751.319Ti	04-05	CE
24.751.320Ti	04-03	CE
24.751.320Ti	04-05	CE
24.751.321Ti	04-02	CE
24.751.322Ti	04-02	CE
24.751.323Ti	04-02	CE
24.751.323Ti	04-02	CE
24.751.323Ti	04-05	CE
24.751.324Ti	04-02	CE
24.751.325Ti	04-02	CE
24.751.325Ti	04-02	CE
24.751.325Ti	04-05	CE
24.751.326Ti	04-02	CE
24.751.327Ti	04-02	CE
24.751.328Ti	04-03	CE
24.751.329Ti	04-03	CE
24.751.330Ti	04-03	CE
24.751.331Ti	04-03	CE
24.751.332Ti	04-03	CE
24.751.333Ti	04-03	CE
24.751.401Ti	04-03	CE
24.751.402Ti	04-03	CE
24.751.403Ti	04-03	CE
24.751.404Ti	04-03	CE
24.751.512	07-02	CE
24.751.520W	07-02	CE
24.755.02	03-05	CE
24.755.03	03-05	CE
24.853.14	07-03	CE
24.853.24	07-03	CE
24.914.10	03-32	CE
24.914.25	03-32	CE
24.914.30	03-33	CE
24.914.35	03-33	CE
24.914.40	03-33	CE
24.914.45	03-33	CE
24.916.10	03-32	CE
24.918.15	03-33	CE
24.919.15	03-33	CE
24.923.10	03-33	CE
24.923.10	05-56	CE
24.926.10	03-32	CE
24.926.75	03-32	CE
24.950.00	03-32	CE
24.950.10	10-09	CE
24.950.12	10-09	CE
24.951.01	03-32	CE

24.961.05	07-01	CE
24.961.05	07-02	CE
24.961.06	07-01	CE
24.961.06	07-02	CE
24.967.05	08-15	CE
24.971.00	08-11	CE
24.971.00	08-12	CE
24.989.55OX	03-07	CE
24.990.35	03-15	CE
24.990.50	03-12	CE
24.990.55	03-13	CE
24.990.55OX	03-07	CE
24.990.60	03-14	CE
24.995.00	07-30	CE
24.995.01	07-28	CE
26.010.01OX	02-01	CE
26.010.02OX	02-01	CE
26.010.03OX	02-01	CE
26.010.04OX	02-01	CE
26.010.05OX	02-01	CE
26.010.06OX	02-01	CE
26.010.07OX	02-01	CE
26.010.08OX	02-01	CE
26.010.09OX	02-01	CE
26.010.10OX	02-01	CE
26.010.10OX	03-04	CE
26.120.00Ti	04-01	CE
26.120.01Ti	04-01	CE
26.120.10Ti	04-03	CE
26.120.10Ti	04-05	CE
26.120.11Ti	04-02	CE
26.120.121Ti	04-02	CE
26.120.121Ti	04-05	CE
26.120.122Ti	04-02	CE
26.120.122Ti	04-05	CE
26.120.12Ti	04-02	CE
26.120.12Ti	04-05	CE
26.120.13Ti	04-07	CE
26.120.14Ti	04-07	CE
26.120.20Ti	04-02	CE
26.120.21Ti	04-02	CE
26.120.25Ti	04-02	CE
26.120.25Ti	04-05	CE
26.120.30Ti	04-02	CE
26.120.31Ti	04-03	CE
26.120.321Ti	04-03	CE
26.120.321Ti	04-05	CE
26.120.322Ti	04-03	CE
26.120.322Ti	04-05	CE
26.120.32Ti	04-03	CE
26.120.32Ti	04-05	CE
26.120.34Ti	04-03	CE

26.120.40Ti	04-03	CE
26.120.50Ti	04-03	CE
26.120.60Ti	04-03	CE
26.120.70Ti	04-03	CE
26.122.00	04-25	CE
26.122.10	04-25	CE
26.123.01	04-25	CE
26.123.02	04-25	CE
26.130.01	04-11	CE
26.130.02	04-11	CE
26.130.03	04-11	CE
26.180.06	02-03	CE
26.180.07	03-09	CE
26.180.13	03-04	CE
26.181.01	03-04	CE
26.181.03	03-04	CE
26.181.04	02-03	CE
26.182.00	05-50	CE
26.182.01	05-50	CE
26.182.02	05-50	CE
26.182.03	05-50	CE
26.182.04	05-50	CE
26.182.11	05-51	CE
26.182.12	05-51	CE
26.182.13	05-51	CE
26.182.23	05-51	CE
26.182.24	05-51	CE
26.183.00	08-13	CE
26.191.01	02-03	CE
26.191.01	02-05	CE
26.191.02	02-03	CE
26.191.02	02-05	CE
26.191.03	02-03	CE
26.191.03	02-05	CE
26.191.04	02-03	CE
26.191.04	02-05	CE
26.193.01	03-02	CE
26.193.02	03-02	CE
26.193.03	03-02	CE
26.193.04	03-02	CE
26.193.05	03-02	CE
26.193.06	03-02	CE
26.193.07	03-02	CE
26.193.08	03-02	CE
26.193.09	03-02	CE
26.193.10	02-02	CE
26.193.10	03-02	CE
26.193.10	03-04	CE
26.193.11	03-03	CE
26.193.12	03-03	CE
26.193.13	03-03	CE
26.193.14	03-03	CE

26.193.15	03-03	CE
26.193.15	03-09	CE
26.193.16	03-03	CE
26.193.17	03-03	CE
26.193.18	03-03	CE
26.193.19	03-03	CE
26.193.20	02-02	CE
26.193.20	03-03	CE
26.193.20	03-09	CE
26.194.01	03-03	CE
26.194.02	03-03	CE
26.194.03	03-03	CE
26.194.04	03-03	CE
26.194.05	03-03	CE
26.194.05	07-03	CE
26.194.06	03-03	CE
26.194.06	03-15	CE
26.194.07	03-03	CE
26.194.07	07-03	CE
26.194.08	03-03	CE
26.194.09	03-03	CE
26.194.10	02-02	CE
26.194.10	03-03	CE
26.194.11	03-03	CE
26.194.12	03-03	CE
26.194.13	03-03	CE
26.194.14	03-03	CE
26.194.15	03-03	CE
26.194.16	03-03	CE
26.194.17	03-03	CE
26.194.18	03-03	CE
26.194.19	03-03	CE
26.194.20	02-02	CE
26.194.20	03-03	CE
26.195.01	03-02	CE
26.195.02	03-02	CE
26.195.03	03-02	CE
26.195.04	03-02	CE
26.195.05	03-02	CE
26.195.06	03-02	CE
26.195.07	03-02	CE
26.195.08	03-02	CE
26.195.09	03-02	CE
26.195.10	03-02	CE
26.200.00	04-09	CE
26.200.01	04-09	CE
26.200.02	04-09	CE
26.200.03	04-09	CE
26.200.04	04-09	CE
26.200.13	04-10	CE
26.200.17	04-08	CE
26.200.18	04-08	CE

26.200.19	04-08	CE
26.200.35	04-10	CE
26.200.36	04-10	CE
26.200.37	04-10	CE
26.260.00	04-11	CE
26.260.01	04-11	CE
26.260.02	04-11	CE
26.426.45	04-08	CE
26.428.01	04-09	CE
26.428.02	04-09	CE
26.428.03	04-09	CE
26.428.04	04-09	CE
26.430.21	04-08	CE
26.690.01	05-49	CE
26.690.02	05-49	CE
26.690.03	05-49	CE
26.690.10	05-49	CE
28.110.01	09-07	CE
28.111.01	09-07	CE
28.114.00	09-07	CE
28.116.00	09-07	CE
28.121.00	04-15	CE
28.130.00	09-07	CE
28.161.13	09-07	CE
28.161.17	09-07	CE
28.601.00	04-16	CE
28.601.01	04-16	CE
28.601.02	04-16	CE
28.601.03	04-16	CE
28.601.04	04-16	CE
28.602.01	04-16	CE
28.602.02	04-16	CE
28.602.03	04-16	CE
28.603.01	04-16	CE
28.603.02	04-16	CE
28.603.03	04-16	CE
28.604.01	04-16	CE
28.604.02	04-16	CE
28.604.03	04-16	CE
28.606.00	04-17	CE
28.606.01	04-17	CE
28.606.02	04-17	CE
28.606.03	04-17	CE
28.606.04	04-17	CE
28.607.01	04-17	CE
28.607.02	04-17	CE
28.607.03	04-17	CE
28.608.01	04-17	CE
28.608.02	04-17	CE
28.608.03	04-17	CE
28.631.00	04-14	CE
28.631.01	04-14	CE

28.631.02	04-14	CE
28.631.03	04-14	CE
28.631.04	04-14	CE
28.632.01	04-14	CE
28.632.02	04-14	CE
28.632.03	04-14	CE
28.633.01	04-14	CE
28.633.02	04-14	CE
28.633.03	04-14	CE
28.634.01	04-14	CE
28.634.02	04-14	CE
28.634.03	04-14	CE
28.636.00	04-15	CE
28.636.01	04-15	CE
28.636.02	04-15	CE
28.636.03	04-15	CE
28.636.04	04-15	CE
28.637.01	04-15	CE
28.637.02	04-15	CE
28.637.03	04-15	CE
28.638.01	04-15	CE
28.638.02	04-15	CE
28.638.03	04-15	CE
28.640.01	04-18	CE
28.640.02	04-18	CE
28.640.03	04-18	CE
28.640.04	04-18	CE
28.640.10	04-19	CE
28.645.01	04-19	CE
28.645.02	04-19	CE
28.645.03	04-19	CE
28.645.04	04-19	CE
28.661.01	04-20	CE
28.661.02	04-20	CE
28.661.03	04-20	CE
28.662.01	04-20	CE
28.662.02	04-20	CE
28.662.03	04-20	CE
28.663.02	04-20	CE
28.663.03	04-20	CE
28.664.02	04-20	CE
28.664.03	04-20	CE
28.671.00	04-20	CE
28.672.00	04-20	CE
28.681.00	04-20	CE
28.682.00	04-20	CE
31.182.01	09-02	CE
31.184.01	09-06	CE
31.184.13	09-05	CE
31.185.00	09-06	CE
31.185.01	09-06	CE
31.185.02	09-05	CE



11 11-16 Numerical Index

+49 (0) 74 64 / 98 88 0



31.185.04	09-06	CE
31.185.10	09-06	CE
31.185.12	09-06	CE
31.683.00	07-39	CE
31.691.13	07-37	CE
31.692.00	07-37	CE
31.693.10	07-36	CE
31.760.11	06-43	CE
37.258.40	06-08	CE
37.258.43	06-08	CE
37.261.11	06-11	CE
37.261.14	06-11	CE
37.271.00	06-11	CE
37.351.02	06-08	CE
37.426.01	06-12	CE
37.426.02	06-12	CE
37.429.12	06-11	CE
37.429.14	06-11	CE
37.429.16	06-11	CE
37.437.15	06-09	CE
37.437.17	06-09	CE
37.438.15	06-18	CE
37.440.00	06-15	CE
37.441.01	06-13	CE
37.441.02	06-13	CE
37.443.00	06-08	CE
37.444.01	06-09	CE
37.445.01	02-05	CE
37.445.01	06-08	CE
37.446.04	06-11	CE
37.448.10	02-06	CE
37.448.20	02-06	CE
37.454.00	06-10	CE
37.454.02	06-10	CE
38.074.14	06-13	CE
38.076.16	06-13	CE
38.078.16	06-13	CE
38.426.01	06-14	CE
38.426.02	06-14	CE
38.426.03	06-14	CE
38.426.04	06-14	CE
38.426.05	06-14	CE
38.426.06	06-14	CE
38.426.07	06-14	CE
38.426.08	06-14	CE
38.426.09	06-14	CE
38.427.22	06-17	CE
38.428.02	06-16	CE
38.428.03	06-16	CE
38.428.04	06-16	CE
38.428.05	06-16	CE
38.428.06	06-16	CE

38.428.22	06-16	CE
38.430.03	06-15	CE
38.430.04	06-15	CE
38.430.05	06-15	CE
38.430.06	06-15	CE
38.438.04	06-17	CE
38.438.05	06-17	CE
38.438.06	06-17	CE
38.448.50	06-18	CE
38.452.00	06-12	CE
38.465.15	06-12	CE
38.467.08	06-12	CE
38.467.10	06-12	CE
38.471.15	06-13	CE
38.473.15	06-13	CE
41.010.17TC	08-08	CE
41.010.17TC-M	08-07	CE
41.011.17TC	08-08	CE
41.015.17	08-08	CE
41.015.17	08-12	CE
41.017.17	08-04	CE
41.200.15TC	08-07	CE
41.200.17TC	07-04	CE
41.200.17TC	08-07	CE
41.200.17TC	08-07	CE
41.200.17TC-K	08-06	CE
41.200.17TC-K	08-15	CE
41.201.15TC	08-07	CE
41.201.15TC	08-07	CE
41.201.17TC	08-07	CE
41.201.17TC-K	08-06	CE
41.240.12	06-39	CE
41.246.15TC	06-38	CE
41.250.15	06-39	CE
41.252.15TC	06-39	CE
41.252.15TC	08-12	CE
41.252.18TC	06-39	CE
41.256.14	06-38	CE
41.256.16	06-38	CE
41.256.18	06-38	CE
41.258.14TC	06-38	CE
41.258.16TC	06-38	CE
41.258.18TC	06-38	CE
41.262.14	06-37	CE
41.262.17	06-37	CE
41.264.14	06-37	CE
41.264.17	06-37	CE
41.310.14TC	06-37	CE
41.310.17TC	06-37	CE
41.352.15TC	06-39	CE
41.362.12	06-39	CE
41.500.17	06-47	CE

41.500.17M	06-47	CE
41.501.01	06-47	CE
41.501.01	07-10	CE
41.503.00	06-47	CE
41.503.01	05-47	CE
41.503.01	06-47	CE
41.506.17	06-47	CE
41.541.02WM	05-60	CE
41.541.03WM	05-60	CE
41.541.04WM	05-60	CE
41.541.05WM	05-60	CE
41.751.011LU	07-03	CE
41.751.012LU	07-03	CE
41.822.01	07-28	CE
41.822.02	07-28	CE
41.822.03	07-28	CE
41.822.04	07-28	CE
41.822.05	07-29	CE
41.822.11	07-29	CE
41.822.22	07-29	CE
41.822.33	07-29	CE
41.834.11	05-50	CE
41.845.11	06-20	CE
41.845.22	06-20	CE
41.845.33	06-20	CE
41.847.00	07-25	CE
41.847.00	07-26	CE
41.847.01	07-26	CE
41.847.02	07-26	CE
41.847.03	07-26	CE
41.847.05	07-26	CE
41.847.08	07-26	CE
41.847.09	07-26	CE
41.847.10	07-26	CE
41.848.01	07-24	CE
41.848.02	07-24	CE
41.848.03	07-24	CE
41.848.05	07-24	CE
41.848.08	07-24	CE
41.848.08	08-12	CE
41.848.51	07-23	CE
41.848.52	07-23	CE
41.848.53	07-23	CE
41.853.11	07-02	CE
41.853.21	07-02	CE
41.854.11	07-02	CE
41.854.12	07-02	CE
41.854.13	07-03	CE
41.854.21	07-02	CE
41.854.22	07-02	CE
41.854.23	07-03	CE
41.855.00Z	06-20	CE

41.855.00ZS	06-20	CE
41.855.01Z	05-48	CE
41.855.01Z	06-20	CE
41.855.01ZS	06-20	CE
41.855.02Z	06-20	CE
41.855.02ZS	06-20	CE
41.855.04Z	06-20	CE
41.855.20	07-03	CE
41.855.22	07-03	CE
41.862.11	06-21	CE
41.862.12	06-21	CE
41.862.13	06-21	CE
41.862.14	06-23	CE
41.862.21	06-23	CE
41.864.01	06-19	CE
41.864.02	06-19	CE
41.864.13	06-21	CE
41.864.13	08-15	CE
41.864.20	06-30	CE
41.864.30	06-23	CE
41.864.40	06-23	CE
41.864.50	06-23	CE
41.864.60	06-21	CE
41.868.01	07-30	CE
41.868.02	07-30	CE
41.868.03	07-30	CE
41.868.04	07-30	CE
41.868.05	07-31	CE
41.868.06	07-31	CE
41.868.07	07-23	CE
41.868.07	07-29	CE
41.868.07	07-31	CE
41.868.08	07-31	CE
41.868.08M	07-27	CE
41.868.09	07-27	CE
41.874.04	06-19	CE*
41.874.16	06-19	CE*
41.877.23	06-19	CE*
41.878.11	06-22	CE*
41.878.12	06-22	CE*
41.878.13	06-22	CE*
41.878.14	06-22	CE*
41.881.01	06-43	CE*
41.881.02	06-43	CE*
41.905.00	06-44	CE*
41.914.16	06-44	CE*
41.916.15	06-44	CE*
41.917.15	06-44	CE*
42.315.16	06-24	CE*
42.315.16S	06-24	CE
42.316.15	06-24	CE
42.320.14	06-25	CE

42.320.15	06-25	CE
42.321.90	06-25	CE
42.324.15	06-24	CE
42.326.15	06-24	CE
42.328.15	06-24	CE
42.332.14	06-25	CE
42.334.17	06-25	CE
42.358.15	06-24	CE
42.360.15	06-24	CE
42.362.15	06-24	CE
42.404.16	06-26	CE
42.406.14	06-26	CE
42.620.18	06-26	CE
42.621.18	06-26	CE
42.646.15	06-26	CE
42.647.15	06-26	CE
42.650.18	06-25	CE
42.652.18	06-25	CE
46.005.65	06-28	CE
46.005.70	06-29	CE
46.007.00	06-28	CE
46.007.00	08-13	CE
46.007.01	06-28	CE
46.007.02	06-27	CE
46.007.02	07-04	CE
46.007.05	06-30	CE
46.007.08	06-27	CE
46.007.10	06-30	CE
46.007.20	06-30	CE
46.007.30	06-30	CE
46.007.31	06-30	CE
46.007.40	06-28	CE
46.007.45	06-28	CE
46.007.50	06-30	CE
46.010.03	06-29	CE
46.010.04	06-29	CE
46.013.00Z	06-29	CE
46.013.00Z	08-13	CE
46.013.00Z	08-14	CE
46.013.00Z	08-15	CE
46.013.05	06-29	CE
46.013.05	08-14	CE
46.013.05Z	06-29	CE
46.014.10*	06-28	CE
46.014.11*	06-28	CE
46.014.12*	06-28	CE
46.014.12D*	06-28	CE
46.014.15*	06-28	CE
46.014.15C*	06-28	CE
46.016.03	08-14	CE
46.016.03*	06-29	CE
46.016.04	08-14	CE

46.016.04*	06-29	CE
46.016.07	08-14	CE
46.016.07*	06-29	CE
46.016.09	08-14	CE
46.016.09*	06-29	CE
46.035.00	06-30	CE
46.035.00	08-14	CE
46.035.05	06-30	CE
46.035.05	08-12	CE
46.035.05	08-14	CE
46.035.20	08-03	CE
46.036.11	07-02	CE
46.036.21	07-02	CE
46.040.00	08-02	CE
46.040.01	08-03	CE*
46.040.02	08-03	CE*
46.040.03	08-02	CE
46.040.04	08-02	CE
46.040.07	08-03	CE
46.040.08	08-03	CE
46.040.09	08-03	CE
46.040.15	07-38	CE
46.040.30	08-03	CE
46.050.11	06-32	CE
46.050.11SC	06-32	CE
46.050.11TC	06-32	CE
46.050.11TISC	06-32	CE
46.051.11	06-32	CE
46.051.11SC	06-32	CE*
46.051.11TC	06-32	CE
46.051.11TISC	06-31	CE
46.051.11TISC	06-32	CE
46.057.11	06-32	CE
46.057.11SC	06-32	CE
46.057.11TISC	06-31	CE
46.057.11TISC	06-32	CE
46.069.11	06-33	CE
46.077.16	06-34	CE*
46.077.16SC	06-34	CE*
46.077.16TC	06-34	CE
46.077.16TISC	06-34	CE
46.081.16	06-32	CE
46.081.16SC	06-32	CE
46.081.16SC	07-04	CE
46.081.16SC	08-13	CE
46.081.16TISC	06-31	CE
46.081.16TISC	06-32	CE
46.111.16	06-34	CE
46.111.16SC	06-34	CE
46.121.17	06-35	CE
46.123.17	06-35	CE
46.123.17SC	06-35	CE



11 11-18 Numerical Index

+49 (0) 74 64 / 98 88 0



46.123.17TC	06-35	CE
46.123.17TISC	06-35	CE
46.200.13	06-33	CE
46.200.13SC	06-33	CE
46.200.13TC	06-33	CE
46.200.13TISC	06-33	CE
46.201.13	06-33	CE
46.201.13SC	06-33	CE
46.201.13TC	06-33	CE
46.201.13TISC	06-31	CE
46.201.13TISC	06-33	CE
46.207.13	06-33	CE
46.207.13SC	06-33	CE
46.221.12	06-35	CE
46.319.17	08-05	CE
46.319.17	08-15	CE
46.319.17N	08-06	CE
46.319.17TISC	08-05	CE
46.321.16	08-05	CE
46.321.16TISC	08-05	CE
46.402.13	06-36	CE
46.402.14	06-36	CE
46.404.13	06-36	CE
46.404.14	06-36	CE
46.431.14	06-34	CE
46.431.14SC	06-34	CE
46.431.14TISC	06-31	CE
46.431.14TISC	06-34	CE
46.516.14	06-35	CE
46.517.14	06-35	CE
46.640.09	06-35	CE
46.640.13	06-35	CE
46.674.10	06-36	CE
46.675.10	06-36	CE
46.685.12	06-36	CE
46.685.12	06-43	CE
46.885.12TC	06-36	CE
46.885.12TC	06-43	CE
47.099.08	07-10	CE
47.099.10	07-10	CE
47.099.20	07-10	CE
47.099.25	07-19	CE
47.099.26	07-19	CE
47.099.31	07-10	CE
47.099.32	07-10	CE
47.099.33	07-10	CE
47.099.34	07-10	CE
47.099.50	07-08	CE
47.500.31	07-18	CE
47.501.03	10-10	CE
47.502.10	07-07	CE
47.503.10	10-11	CE

47.503.20	10-11	CE
47.503.50	10-11	CE
47.503.53	10-11	CE
47.520.00	07-33	CE
47.520.01	07-33	CE
47.520.02	07-33	CE*
47.520.03	07-33	CE
47.520.22	07-19	CE
47.520.23	07-19	CE
47.520.25	07-19	CE
47.525.50	05-03	CE
47.525.50	05-05	CE
47.525.50	09-09	CE
47.525.55	05-03	CE
47.525.55	05-05	CE
47.525.55	09-09	CE
47.530.00	07-23	CE*
47.560.03	07-33	CE*
47.560.05	07-33	CE
47.750.03	07-12	CE
47.750.04	07-12	CE
47.750.13	07-12	CE
47.750.14	07-12	CE
47.803.02	09-09	CE*
47.830.00	09-08	CE
47.830.00	09-09	CE
47.830.01	09-09	CE
47.832.01	09-09	CE
47.832.02	09-09	CE
47.832.04	09-09	CE
47.832.05	09-09	CE
47.832.06	09-09	CE
47.832.07	09-09	CE
47.832.08	09-09	CE
47.832.09	09-09	CE
47.833.01	09-09	CE
47.833.02	09-09	CE
47.833.03	09-09	CE
47.833.04	09-09	CE
47.833.05	09-09	CE
47.833.06	09-09	CE
47.833.07	09-09	CE
47.833.08	09-09	CE
47.833.09	09-09	CE
47.847.12	07-33	CE
47.937.00	07-06	CE
47.937.01	07-07	CE
47.937.05	07-07	CE
47.937.10	07-07	CE
47.937.11	07-07	CE
47.937.12	07-07	CE
47.937.13	07-07	CE

47.937.14	07-07	CE
47.940.00	07-13	CE
47.940.01	07-13	CE
47.942.20	07-13	CE
47.942.28	07-13	CE
47.942.33	07-13	CE
47.942.38	07-13	CE
47.942.43	07-13	CE
47.943.20	07-13	CE
47.943.28	07-13	CE
47.943.33	07-13	CE
47.943.38	07-13	CE
47.943.43	07-13	CE
47.944.20	07-13	CE
47.944.28	07-13	CE
47.944.33	07-13	CE
47.944.38	07-13	CE
47.944.43	07-13	CE
47.945.20	07-13	CE
47.945.28	07-13	CE
47.945.33	07-13	CE
47.945.38	07-13	CE
47.945.43	07-13	CE
47.949.11	07-09	CE
47.949.11	07-11	CE
47.949.12	07-09	CE
47.949.12	07-11	CE
47.949.13	07-09	CE
47.949.13	07-11	CE
47.949.21	07-11	CE
47.949.22	07-11	CE
47.949.23	07-11	CE
47.949.95	07-11	CE
47.950.02	10-10	CE
47.950.03	07-07	CE
47.954.01	07-22	CE
47.954.35	07-22	CE
47.954.55	07-22	CE
47.955.00	07-21	CE
47.955.10	07-21	CE
47.957.00	07-05	CE
47.957.01	07-05	CE
47.957.10	07-05	CE
47.957.15	07-05	CE
47.958.00	07-21	CE
47.958.01	07-21	CE
47.958.03	07-21	CE
47.958.04	07-21	CE
47.961.00	07-12	CE
47.961.20	07-12	CE
47.961.20	07-12	CE
47.961.28	07-12	CE

Terms of Delivery and Payment

Helmut Zepf Medizintechnik GmbH

1. Offers and order acceptance

Our offers are always subject to confirmation and without obligation. Telephone and verbal agreements and arrangements with our agents shall become legally valid only after they have been confirmed by us in writing. Deviations in the orders of the buyers relative to our terms of delivery and payment shall not be binding for us, if we have not declared our approval in writing. The subsequent correction of potential errors in offers and invoices shall be permitted for us explicitly and in every case.

2. Delivery

All our data on delivery times shall be approximate only and non-binding.

3. Calculation

The prices agreed upon are net prices plus the respective legally applicable value-added tax.

4. Warranty

Within a period of one year we shall grant warranty for defects, which are caused by manufacturing or material faults. Potential defects shall have to be indicated to the supplier in writing immediately, at the latest, however, within eight days after receipt of the delivery. In case of justified notification of defects, the supplier shall be obligated to rework or replace as chosen. Any exceeding warranty claims, in particular for damage which has not been caused to the supplied goods themselves shall be ruled out, provided no intent or gross negligence can be substantiated. Our obligation of warranty shall not apply, if the defect or modification of the goods supplied is caused by incorrect intervention of the ordering or third parties. Moreover the warranty obligation shall not apply in case of incorrect handling or excessive wear of the goods by the ordering or third parties.

5. Packaging

If the order does not define the packaging, we shall choose the packaging at our discretion.

6. Delivery / shipment

The delivery is made ex works. The goods shall be transported to the place of destination always at the costs and risk of the buyer, no matter by which route and which means of transportation is chosen. The road tolls, provided they are not paid by us in case of freight-paid fob or cif deliveries, shall be borne by the buyer. Neither do we assume any obligation for delivery in time nor for the full utilization of loading capacity of the means of transportation. Moreover, the buyer shall bear the costs of the transport insurance.

7. Payment

Our invoices shall be due for payment without deduction within thirty days after invoicing. In case of payment within eight days we grant a discount of two per cent. Repairs and interest shall be payable immediately and without deduction. Cheques and bills of exchange shall be accepted only in lieu of payment, the latter only after previous arrangement. Costs for bills of exchange and discount charges shall be borne by the ordering party.

Payments shall be considered made as from the day, at which the supplier can avail himself of the invoiced amount in cash without any loss. In case of default in payment of the ordering parts we shall be permitted to charge default interest of 5 per cent above the respective basic interest rate of the European Central Bank as from the occurrence of default, and to declare due any amounts potentially deferred. Before complete payment of all invoices due including default interest, the supplier shall not be obligated to any further deliveries from a current contract. A complaint, even when justified, shall not permit the buyer to delay payment or to change the terms of payment.

8. Retention of title

Until complete redemption of all obligations from the business relationship, also of others and future businesses of the buyer with us, the goods supplied shall remain our property. For the duration of the retention of title of the seller, the buyer obligates himself to handle the goods correctly and with care. Within the framework of his normal standard business operation, the buyer may sell and process the goods. The claims of the buyer from the sales of the goods subject to retention of title shall be assigned to us now already until our claims from good delivery are paid off completely, irrespective of whether the goods subject to retention of title have been sold without or after processing or whether they have been sold to one or several buyers. The assigned claims serve as our security, however only to the value of the respectively sold goods subject to retention of title. The buyer is entitled to sell the goods subject to retention of title only in keeping with the agreement hereinbefore on the assignment of the purchase price claim. In case of seizure of the goods or the transfer of the purchase price claim to a third party in their place, the buyer is obligated to inform us immediately. We obligate ourselves to return or to transfer back the securities assigned to us at our discretion in keeping with the conditions mentioned hereinbefore, provided the value exceeds the claims to be secured by 20 per cent.

9. Place of performance and venue

The place of performance and venue shall be D-78532 Tuttlingen in Germany for all rights and obligations arising from the business relationship with us. The law of the Federal Republic of Germany shall apply exclusively for all legal matters under exclusion of the conflict of laws and the agreement of the United Nations on Contracts of the International Sale of Goods (CISG).

10. Data storage

We are permitted to save and process personal data of the ordering party.

11. Final clauses

The potential ineffectiveness of individual stipulations of these terms of business shall not affect the validity of the other stipulations.







HELMUT ZEPF
MEDIZINTECHNIK GMBH

ZEPF | *dental*
PRODUCTS

AESTHETIC IS THE RESULT

zepf-dental.com

MADE  IN GERMANY